

Appendix TA - B

**MR PROFUN SUPPORTING
INFORMATION - Spreadsheet (1 of 4)**



PUBLIC

London Resort Development - 2025 Operating Year
Table of Contents

Table Number	Subject	Subject
TOC		Table of Contents
Visitors & Arrivals	LDP Worksheets	LDP Design Day and Peak Day Visitors & Arrivals to Parks and RD+E
theme parks	LDP Worksheets	LDP Updated Attendance Estimates for Theme Parks
waterpark	LDP Worksheets	LDP Waterpark Attendance Estimates
accommodation	LDP Worksheets	LDP Updated Accommodation/Hotel Estimates
RDE	LDP Worksheets	LDP Updated Attendance Estimates for RD+E
Summary 1	Summary	Illustrative Annual Attendance to Parks Not Staying on Site - Year 2025
Summary 2	Summary	Attendance with Daily Attendance Brackets - Year 2025
Top 72 Attnd	Summary	Top Attendance For Visitors Not Staying On-Site Days - Year 2025
Ops Calendar	Summary	Annual Operating Hours and Seasonality
Bnch 1.0	Summary	Historical Monthly Attendance Distribution of Existing London Attractions
MG 1.0	Main Gate Theme Park	Illustrative Non-Hotel Annual Attendance Summary - Year 2024 - 2025
MG 2.0	Main Gate Theme Park	Projected Monthly Attendance Based on Benchmark London Attractions
MG 3.0	Main Gate Theme Park	Average Weekday Distribution of Attendance
MG 4.0	Main Gate Theme Park	Boost in Holiday Attendance Compared to Normal Daily Attendance
MG 5.0	Main Gate Theme Park	Illustrative Non-Hotel Visitor Arrival - Departure Patterns
MG 6.0	Main Gate Theme Park	Illustrative Non-Hotel Daily Attendance: Year 2025
MG 7.Ar	Main Gate Theme Park	Illustrative Non-Hotel Daily Arrivals - July 2025
MG 7.Dp	Main Gate Theme Park	Illustrative Non-Hotel Daily Departures - July 2025
MG 7.OS	Main Gate Theme Park	Illustrative Non-Hotel Peak On-Site - July 2025
RDE 1.0	RD+E	Illustrative Non-Hotel Annual Attendance Summary - Year 2024 - 2025
RDE 2.0	RD+E	Projected Monthly Attendance Based on Benchmark London Attractions
RDE 3.0	RD+E	Average Weekday Distribution of Attendance
RDE 4.0	RD+E	Boost in Holiday Attendance Compared to Normal Daily Attendance
RDE 5.0	RD+E	Illustrative Non-Onsite Visitor Arrival - Departure Patterns
RDE 6.0	RD+E	Illustrative Non-Onsite Daily Attendance: Year 2025
RDE 7.Ar	RD+E	Illustrative Non-Onsite Daily Arrivals - July 2025
RDE 7.Dp	RD+E	Illustrative Non-Onsite Daily Departures - July 2025
RDE 7.OS	RD+E	Illustrative Non-Onsite Peak On-Site - July 2025
WP 1.0	Waterpark	Illustrative Non-Hotel Annual Attendance Summary - Year 2024 - 2025
WP 2.0	Waterpark	Projected Monthly Attendance Based on Benchmark London Attractions
WP 3.0	Waterpark	Average Weekday Distribution of Attendance
WP 4.0	Waterpark	Boost in Holiday Attendance Compared to Normal Daily Attendance
WP 5.0	Waterpark	Illustrative Non-Hotel Visitor Arrival - Departure Patterns
WP 6.0	Waterpark	Illustrative Non-Hotel Daily Attendance: Year 2025
WP 7.Ar	Waterpark	Illustrative Non-Hotel Daily Arrivals - July 2025
WP 7.Dp	Waterpark	Illustrative Non-Hotel Daily Departures - July 2025
WP 7.OS	Waterpark	Illustrative Non-Hotel Peak On-Site - July 2025
Event 1.0	Event	Illustrative Non-Hotel Annual Attendance Summary - Year 2025
Event 2.0	Event	Projected Monthly Attendance Based on Benchmark London Attractions
Event 3.0	Event	Average Weekday Distribution of Attendance
Event 4.0	Event	Boost in Holiday Attendance Compared to Normal Daily Attendance
Event 5.0	Event	Illustrative Non-Onsite Visitor Arrival - Departure Patterns
Event 6.0	Event	Illustrative Non-Onsite Daily Attendance: Year 2025
Event 7.Ar	Event	Illustrative Non-Onsite Daily Arrivals - July 2025
Event 7.Dp	Event	Illustrative Non-Onsite Daily Departures - July 2025
Event 7.OS	Event	Illustrative Non-Onsite Peak On-Site - July 2025
Hotel 1.0	Hotel	Potential Occupancy - Peak Month - Year 2025
Hotel 2.0	Hotel	Weighted Attendance Distribution of Park Venues - Year 2025
Hotel 3.0	Hotel	Hotel Monthly Attendance Based on Average Hotel Occupancy - Year 2025
Hotel 4.0	Hotel	Hotel Monthly Attendance Based on Distribution of Park Venues - Year 2025
Hotel 4.0a	Hotel	Length of Stay
Hotel 5.0	Hotel	Average Weekday Distribution of Occupancy
Hotel 7.0	Hotel	Visitors in Hotel by Weekday1
Hotel 9.0	Hotel	Illustrative Arrival - Departure Patterns
Hotel 11.0	Hotel	Illustrative Daily Instantaneous Room Attendance: Year 2025
Hotel 11.1	Hotel	Illustrative Daily Estimated Hotel Visitor Arrivals: Year 2025
Hotel 11.2	Hotel	Illustrative Daily Estimated Hotel Visitor Departures Year 2028
Hotel 12.0	Hotel	Illustrative Daily and Hourly Arrivals - Year 2025
Hotel 12.1	Hotel	Illustrative Daily and Hourly Departures - Year 2025
Hotel 12.2	Hotel	Illustrative Daily and Hourly On-Site Attendance - Year 2025

Table Visitors & Arrivals

London Resort Development
LDP Design Day and Peak Day Visitors & Arrivals to Parks and RD+E

DESIGN DAY VISITORS & ARRIVALS	2024	2025	2026	2027	2028	2029	2030	2031	2032	2033	2034	2035	2036	2037	2038
Main park visits	27,110	31,238	33,722	36,612	38,766	33,945	35,983	38,047	40,161	42,327	44,063	45,848	47,684	49,571	49,571
Second Gate visits	0	0	0	0	0	16,973	17,991	19,024	20,081	21,163	22,032	22,924	23,842	24,786	24,786
Waterpark visits	3,744	3,704	3,558	3,567	3,576	4,030	4,063	4,071	4,080	4,088	4,096	4,105	4,113	4,121	4,121
RDE offsite visits	1,515	2,759	4,119	4,261	4,410	4,566	4,729	4,899	5,077	5,263	5,457	5,661	5,874	6,097	6,097
<i>Less same day park hoppers</i>	0	0	0	0	0	5,092	5,397	5,707	6,024	6,349	6,609	6,877	7,153	7,436	7,436
TOTAL VISITORS	32,370	37,701	41,398	44,441	46,753	54,423	57,368	60,334	63,374	66,492	69,039	71,661	74,360	77,139	77,139
<i>Less hotel guests from previous night</i>	1,427	1,506	1,506	1,506	1,506	2,671	2,732	2,732	2,732	2,732	2,732	2,732	2,732	2,732	2,732
TOTAL ARRIVALS	30,943	36,194	39,892	42,935	45,247	51,752	54,636	57,602	60,642	63,759	66,307	68,929	71,628	74,406	74,406
PEAK DAY VISITORS & ARRIVALS	2024	2025	2026	2027	2028	2029	2030	2031	2032	2033	2034	2035	2036	2037	2038
Main park visits	32,533	37,485	40,467	43,935	46,520	40,735	43,179	45,657	48,194	50,792	52,876	55,018	57,220	59,485	59,485
Second Gate visits	0	0	0	0	0	20,367	21,590	22,828	24,097	25,396	26,438	27,509	28,610	29,743	29,743
Waterpark visits	4,326	4,153	3,977	3,988	3,999	4,479	4,489	4,499	4,510	4,520	4,530	4,540	4,549	4,559	4,559
RDE offsite visits	1,818	3,310	4,942	5,114	5,292	5,479	5,675	5,879	6,092	6,315	6,549	6,793	7,049	7,316	7,316
<i>Less same day park hoppers</i>	0	0	0	0	0	6,110	6,477	6,849	7,229	7,619	7,931	8,253	8,583	8,923	8,923
TOTAL VISITORS	38,677	44,948	49,386	53,037	55,811	64,950	68,456	72,015	75,663	79,404	82,461	85,607	88,846	92,180	92,180
<i>Less hotel guests from previous night</i>	1,586	1,586	1,586	1,586	1,586	2,812	2,812	2,812	2,812	2,812	2,812	2,812	2,812	2,812	2,812
TOTAL ARRIVALS	37,091	43,363	47,800	51,451	54,226	62,138	65,644	69,204	72,852	76,592	79,649	82,796	86,034	89,369	89,369

Table theme parks

London Resort Development
LDP Updated Attendance Estimates for Theme Parks

Updated Attendance Estimate – MAIN PARK (000s people)

	2024	2025	2026	2027	2028	2029	2030	2031	2032	2033	2034	2035	2036	2037
					(2nd gate)				(recover)					
Market Size														
Primary Residents	10,521	10,589	10,655	10,719	10,781	10,842	10,902	10,960	11,018	11,074	11,131	11,187	11,242	11,296
Secondary Residents	13,558	13,644	13,727	13,808	13,886	13,962	14,036	14,109	14,179	14,248	14,316	14,382	14,448	14,512
Domestic Tourists	9,664	9,713	9,761	9,833	9,906	9,979	10,054	10,129	10,204	10,281	10,358	10,436	10,514	10,594
International Tourists	17,060	17,541	18,035	18,544	19,068	19,607	20,161	20,688	21,228	21,782	22,351	22,934	23,533	24,148
Penetration Rates														
Primary Residents	19.00%	18.50%	18.00%	18.00%	18.00%	16.00%	16.50%	17.00%	17.50%	18.00%	18.00%	18.00%	18.00%	18.00%
Secondary Residents	8.00%	9.00%	10.00%	11.00%	11.00%	10.00%	10.50%	11.00%	11.50%	12.00%	12.50%	13.00%	13.50%	14.00%
Domestic Tourists	6.50%	9.00%	10.00%	11.00%	12.00%	10.50%	11.00%	11.50%	12.00%	12.50%	12.80%	13.00%	13.30%	13.50%
International Tourists	5.20%	7.00%	8.00%	9.00%	10.00%	8.00%	8.50%	9.00%	9.50%	10.00%	10.50%	11.00%	11.50%	12.00%
Attendance														
Primary Residents	1,999	1,959	1,918	1,929	1,941	1,735	1,799	1,863	1,928	1,993	2,004	2,014	2,024	2,033
Secondary Residents	1,085	1,228	1,373	1,519	1,527	1,396	1,474	1,552	1,631	1,710	1,789	1,870	1,950	2,032
Domestic Tourists	626	874	976	1,082	1,189	1,048	1,106	1,165	1,225	1,285	1,321	1,357	1,393	1,430
International Tourists	880	1,228	1,443	1,669	1,907	1,569	1,714	1,862	2,017	2,178	2,347	2,523	2,706	2,898
Total Attendance	4,590	5,289	5,710	6,199	6,564	5,747	6,092	6,442	6,800	7,166	7,460	7,763	8,073	8,393
visitor Mix														
Primary Residents	44%	37%	34%	31%	30%	30%	30%	29%	28%	28%	27%	26%	25%	24%
Secondary Residents	24%	23%	24%	25%	23%	24%	24%	24%	24%	24%	24%	24%	24%	24%
Domestic Tourists	14%	17%	17%	17%	18%	18%	18%	18%	18%	18%	18%	17%	17%	17%
International Tourists	19%	23%	25%	27%	29%	27%	28%	29%	30%	30%	31%	33%	34%	35%

Note: numbers contain roundings
Source: LDP

MAIN PARK Physical Planning (people)

	Assumption	2024	2025	2026	2027	2028	2029	2030	2031	2032	2033	2034	2035	2036	2037	2038
						(2nd gate)				(recover)						
Attendance		4,590,128	5,288,899	5,709,562	6,198,920	6,563,609	5,747,375	6,092,280	6,441,899	6,799,803	7,166,392	7,460,423	7,762,701	8,073,432	8,392,975	8,392,975
Peak Month	15% of annual	688,519	793,335	856,434	929,838	984,541	862,106	913,842	966,285	1,019,970	1,074,959	1,119,064	1,164,405	1,211,015	1,258,946	1,258,946
Week	22.50% of month	154,917	178,500	192,698	209,214	221,522	193,974	205,614	217,414	229,493	241,866	251,789	261,991	272,478	283,263	283,263
Design Day	17.50% of week	27,110	31,238	33,722	36,612	38,766	33,945	35,983	38,047	40,161	42,327	44,063	45,848	47,684	49,571	49,571
Peak Day	120% of design	32,533	37,485	40,467	43,935	46,520	40,735	43,179	45,657	48,194	50,792	52,876	55,018	57,220	59,485	59,485

Note: numbers contain roundings
Source: LDP

SECOND GATE Physical Planning (people)

Assumption	2024	2025	2026	2027	2028	2029	2030	2031	2032	2033	2034	2035	2036	2037	2038
						(2nd gate)				(recover)					
Attendance main park	4,590,128	5,288,899	5,709,562	6,198,920	6,563,609	5,747,375	6,092,280	6,441,899	6,799,803	7,166,392	7,460,423	7,762,701	8,073,432	8,392,975	8,392,975
Attendance second gate	50% of main park	-	-	-	-	2,873,687	3,046,140	3,220,949	3,399,902	3,583,196	3,730,212	3,881,351	4,036,716	4,196,488	4,196,488
Peak Month	15% of annual	-	-	-	-	431,053	456,921	483,142	509,985	537,479	559,532	582,203	605,507	629,473	629,473
Week	22.50% of month	-	-	-	-	96,987	102,807	108,707	114,747	120,933	125,895	130,996	136,239	141,631	141,631
Design Day	17.50% of week	-	-	-	-	16,973	17,991	19,024	20,081	21,163	22,032	22,924	23,842	24,786	24,786
Peak Day	120% of design	-	-	-	-	20,367	21,590	22,828	24,097	25,396	26,438	27,509	28,610	29,743	29,743

Note: numbers contain roundings
Source: LDP

Table waterpark

**London Resort Development
LDP Waterpark Attendance Estimates**

WATERPARK attendance (visits)

	2024	2025	2026	2027	2028	2029	2030	2031	2032	2033	2034	2035	2036	2037
	Phase I				Phase II									
Water Park & MICE Hotel	170,190	208,723	234,412	255,285	272,523	272,523	272,523	272,523	272,523	272,523	272,523	272,523	272,523	272,523
Resort/Radisson Hotel	99,214	121,677	136,653	148,821	154,732	154,732	154,732	154,732	154,732	154,732	154,732	154,732	154,732	154,732
Family Value Midscale Hotel	-	-	-	-	-	51,625	58,625	63,875	68,250	71,980	71,980	71,980	71,980	71,980
Economy Theme Park Hotel	-	-	-	-	-	15,642	18,293	20,149	21,607	22,395	22,395	22,395	22,395	22,395
Onsite Attendance	269,404	330,400	371,065	404,105	427,255	494,522	504,173	511,279	517,112	521,630	521,630	521,630	521,630	521,630
Primary Residents	315,624	291,203	266,383	267,981	269,535	271,056	272,549	274,010	275,441	276,858	278,266	279,663	281,043	282,409
Offsite Attendance	315,624	291,203	266,383	267,981	269,535	271,056	272,549	274,010	275,441	276,858	278,266	279,663	281,043	282,409
Total Attendance	585,027	621,604	637,448	672,086	696,790	765,578	776,722	785,289	792,553	798,488	799,897	801,294	802,674	804,039
% of onsite visitors	46%	53%	58%	60%	61%	65%	65%	65%	65%	65%	65%	65%	65%	65%

Note: numbers contain roundings
Source: LDP

WATERPARK DESIGN day (people)

	2024	2025	2026	2027	2028	2029	2030	2031	2032	2033	2034	2035	2036	2037	2038
	Phase I				Phase II										
Onsite visitors															
Water Park & MICE Hotel	1,188	1,254	1,254	1,254	1,254	1,254	1,254	1,254	1,254	1,254	1,254	1,254	1,254	1,254	1,254
Resort/Radisson Hotel	692	731	731	731	731	731	731	731	731	731	731	731	731	731	731
Family Value Midscale Hotel	-	-	-	-	-	342	360	360	360	360	360	360	360	360	360
Economy Theme Park Hotel	-	-	-	-	-	103	109	109	109	109	109	109	109	109	109
Total Onsite	1,880	1,984	1,984	1,984	1,984	2,430	2,453	2,453	2,453	2,453	2,453	2,453	2,453	2,453	2,453
Off-site visitors															
Attendance	315,624	291,203	266,383	267,981	269,535	271,056	272,549	274,010	275,441	276,858	278,266	279,663	281,043	282,409	282,409
Peak Month (15% of annual)	47,344	43,680	39,957	40,197	40,430	40,658	40,882	41,102	41,316	41,529	41,740	41,949	42,157	42,361	42,361
Week (22.5% of month)	10,652	9,828	8,990	9,044	9,097	9,148	9,199	9,248	9,296	9,344	9,391	9,439	9,485	9,531	9,531
Design Day (17.5% of week)	1,864	1,720	1,573	1,583	1,592	1,601	1,610	1,618	1,627	1,635	1,644	1,652	1,660	1,668	1,668
TOTAL DESIGN DAY	3,744	3,704	3,558	3,567	3,576	4,030	4,063	4,071	4,080	4,088	4,096	4,105	4,113	4,121	4,121
% of onsite visitors	50%	54%	56%	56%	55%	60%	60%	60%	60%	60%	60%	60%	60%	60%	60%

Note: numbers contain roundings; Source: LDP

WATERPARK PEAK day (people)

	2024	2025	2026	2027	2028	2029	2030	2031	2032	2033	2034	2035	2036	2037	2038
	Phase I				Phase II										
Onsite visitors															
Water Park & MICE Hotel	1,320	1,320	1,320	1,320	1,320	1,320	1,320	1,320	1,320	1,320	1,320	1,320	1,320	1,320	1,320
Resort/Radisson Hotel	769	769	769	769	769	769	769	769	769	769	769	769	769	769	769
Family Value Midscale Hotel	-	-	-	-	-	360	360	360	360	360	360	360	360	360	360
Economy Theme Park Hotel	-	-	-	-	-	109	109	109	109	109	109	109	109	109	109
Total Onsite	2,089	2,089	2,089	2,089	2,089	2,557	2,557	2,557	2,557	2,557	2,557	2,557	2,557	2,557	2,557
Offsite visitors															
Annual attendance	315,624	291,203	266,383	267,981	269,535	271,056	272,549	274,010	275,441	276,858	278,266	279,663	281,043	282,409	282,409
Peak Month (15% of annual)	47,344	43,680	39,957	40,197	40,430	40,658	40,882	41,102	41,316	41,529	41,740	41,949	42,157	42,361	42,361
Week (22.5% of month)	10,652	9,828	8,990	9,044	9,097	9,148	9,199	9,248	9,296	9,344	9,391	9,439	9,485	9,531	9,531
Design Day (17.5% of week)	1,864	1,720	1,573	1,583	1,592	1,601	1,610	1,618	1,627	1,635	1,644	1,652	1,660	1,668	1,668
Peak Day (120% of design)	2,237	2,064	1,888	1,899	1,910	1,921	1,932	1,942	1,952	1,962	1,972	1,982	1,992	2,002	2,002
TOTAL PEAK DAY	4,326	4,153	3,977	3,988	3,999	4,479	4,489	4,499	4,510	4,520	4,530	4,540	4,549	4,559	4,559
% of onsite visitors	48%	50%	53%	52%	52%	57%	57%	57%	57%	57%	56%	56%	56%	56%	56%

Note: numbers contain roundings

Source: LDP

Table accommodation

London Resort Development
LDP Updated Accommodation/Hotel Estimates

Annual hotel guests (number of people)

	Phase I					Phase II									
	2024	2025	2026	2027	2028	2029	2030	2031	2032	2033	2034	2035	2036	2037	
Hotel Guests – Leisure															
Water Park & MICE Hotel	161,546	198,122	222,507	242,319	258,682	258,682	258,682	258,682	258,682	258,682	258,682	258,682	258,682	258,682	
Resort/Radisson Hotel	389,892	478,169	537,020	584,837	608,066	608,066	608,066	608,066	608,066	608,066	608,066	608,066	608,066	608,066	
Family Value Midscale Hotel	-	-	-	-	-	201,998	229,388	249,930	267,049	281,644	281,644	281,644	281,644	281,644	
Economy Theme Park Hotel	-	-	-	-	-	298,763	349,400	384,847	412,697	427,757	427,757	427,757	427,757	427,757	
Hotel Guests – MICE															
Water Park & MICE Hotel	31,480	38,607	43,359	47,220	50,408	50,408	50,408	50,408	50,408	50,408	50,408	50,408	50,408	50,408	
Resort/Radisson Hotel	10,060	12,337	13,856	15,089	15,689	15,689	15,689	15,689	15,689	15,689	15,689	15,689	15,689	15,689	
Family Value Midscale Hotel	-	-	-	-	-	2,211	2,511	2,736	2,923	3,083	3,083	3,083	3,083	3,083	
Economy Theme Park Hotel	-	-	-	-	-	-	-	-	-	-	-	-	-	-	
Hotel Guests – Other															
Water Park & MICE Hotel	3,095	3,796	4,263	4,643	4,956	4,956	4,956	4,956	4,956	4,956	4,956	4,956	4,956	4,956	
Resort/Radisson Hotel	17,411	21,353	23,981	26,116	27,153	27,153	27,153	27,153	27,153	27,153	27,153	27,153	27,153	27,153	
Family Value Midscale Hotel	-	-	-	-	-	11,255	12,782	13,926	14,880	15,693	15,693	15,693	15,693	15,693	
Economy Theme Park Hotel	-	-	-	-	-	14,069	16,454	18,123	19,435	20,144	20,144	20,144	20,144	20,144	
TOTAL HOTEL GUESTS	613,483	752,384	844,985	920,224	964,954	1,493,251	1,575,489	1,634,516	1,681,938	1,713,275	1,713,275	1,713,275	1,713,275	1,713,275	

Note: numbers contain roundings; Source: LDP

Design Day at Hotels – Key Assumptions

Hotel	Opening Year	No of keys	Occupancy on Design Day		Double Occupancy	Number of People on Design Day		Business Mix (from hotel report)		
			Yr 1	Yr 2 onwards		Yr 1	Yr 2 onwards	Leisure	MICE	Other
Water Park & MICE Hotel	2024	800	90%	95%	1.9	1,369	1,445	82%	16%	2%
Resort/Radisson Hotel	2024	1,500	90%	95%	2.16	2,913	3,074	93%	2%	4%
Family Value Midscale Hotel	2029	850	95%	100%	2.14	1,426	1,501	94%	1%	5%
Economy Theme Park Hotel	2029	400	95%	100%	2.18	2,068	2,177	96%	0%	4%

Note: numbers contain roundings
Source: LDP

DESIGN Day at Hotels (number of people)

Hotel	2024	2025	2026	2027	2028	2029	2030 onwards
	Phase I					Phase II	
LEISURE GUESTS – DESIGN DAY							
Water Park & MICE Hotel	1,127	1,190	1,190	1,190	1,190	1,190	1,190
Resort/Radisson Hotel	2,721	2,872	2,872	2,872	2,872	2,872	2,872
Family Value Midscale Hotel	0	0	0	0	0	1,337	1,407
Economy Theme Park Hotel	0	0	0	0	0	1,975	2,079
TOTAL LEISURE	3,848	4,062	4,062	4,062	4,062	7,374	7,548
MICE GUESTS – DESIGN DAY							
Water Park & MICE Hotel	220	232	232	232	232	232	232
Resort/Radisson Hotel	70	74	74	74	74	74	74
Family Value Midscale Hotel	0	0	0	0	0	15	15
Economy Theme Park Hotel	0	0	0	0	0	0	0
TOTAL MICE	290	306	306	306	306	321	321
OTHER GUESTS – DESIGN DAY							
Water Park & MICE Hotel	22	23	23	23	23	248	248
Resort/Radisson Hotel	122	128	128	128	128	32	34
Family Value Midscale Hotel	0	0	0	0	0	74	78
Economy Theme Park Hotel	0	0	0	0	0	93	98
TOTAL OTHER	143	151	151	151	151	319	327
TOTAL DESIGN DAY	4,281	4,519	4,519	4,519	4,519	8,013	8,197

Note: numbers contain roundings
Source: LDP

Peak Day at Hotels – Key Assumptions

Hotel	Opening Year	No of keys	Occupancy on Peak Day	Double Occupancy	People on Peak Day	Business Mix (from hotel report)		
						Leisure	MICE	Other
Water Park & MICE Hotel	2024	800	100%	1.9	1,521	82%	16%	2%
Resort/Radisson Hotel	2024	1,500	100%	2.16	3,236	93%	2%	4%
Family Value Midscale Hotel	2029	850	100%	2.14	1,501	94%	1%	5%
Economy Theme Park Hotel	2029	400	100%	2.18	2,177	96%	0%	4%

Note: numbers contain roundings
Source: LDP

PEAK Day at Hotels (number of people)

Hotel	2024	2025	2026	2027	2028	2029	2030 onwards
	Phase I					Phase II	
LEISURE GUESTS – PEAK DAY							
Water Park & MICE Hotel	1,253	1,253	1,253	1,253	1,253	1,253	1,253
Resort/Radisson Hotel	3,023	3,023	3,023	3,023	3,023	3,023	3,023
Family Value Midscale Hotel	0	0	0	0	0	1,407	1,407
Economy Theme Park Hotel	0	0	0	0	0	2,079	2,079
TOTAL LEISURE	4,276	4,276	4,276	4,276	4,276	7,762	7,762
MICE GUESTS – PEAK DAY							
Water Park & MICE Hotel	244	244	244	244	244	244	244
Resort/Radisson Hotel	78	78	78	78	78	78	78
Family Value Midscale Hotel	0	0	0	0	0	15	15
Economy Theme Park Hotel	0	0	0	0	0	0	0
TOTAL MICE	322	322	322	322	322	337	337
OTHER GUESTS – PEAK DAY							
Water Park & MICE Hotel	24	24	24	24	24	24	24
Resort/Radisson Hotel	135	135	135	135	135	135	135
Family Value Midscale Hotel	0	0	0	0	0	78	78
Economy Theme Park Hotel	0	0	0	0	0	98	98
TOTAL OTHER	159	159	159	159	159	335	335
TOTAL PEAK DAY	4,757	4,757	4,757	4,757	4,757	8,435	8,435

Note: numbers contain roundings
Source: LDP

Table RDE

London Resort Development
LDP Updated Attendance Estimates for RD+E

Attendance Estimate – RDE Zone (000s)

	2024	2025	2026	2027	2028	2029	2030	2031	2032	2033	2034	2035	2036	2037
	Phase I					Phase II								
Market Size (000s people)														
Residents 0-15 min	385	403	423	443	464	487	510	535	561	588	616	646	677	710
Residents 15-30 min	1,719	1,714	1,707	1,699	1,690	1,679	1,667	1,654	1,639	1,623	1,605	1,586	1,565	1,543
Residents 30-60 min	8,417	8,473	8,526	8,577	8,627	8,676	8,725	8,772	8,818	8,864	8,909	8,955	8,999	9,044
Secondary Residents	13,558	13,644	13,727	13,808	13,886	13,962	14,036	14,109	14,179	14,248	14,316	14,382	14,448	14,512
Domestic Tourists	9,664	9,713	9,761	9,833	9,906	9,979	10,054	10,129	10,204	10,281	10,358	10,436	10,514	10,594
International Tourists	17,060	17,541	18,035	18,544	19,068	19,607	20,161	20,688	21,228	21,782	22,351	22,934	23,533	24,148
Hotel bednights	920	1,129	1,267	1,380	1,447	2,240	2,363	2,452	2,523	2,570	2,570	2,570	2,570	2,570
Day theme park visits	3,670	4,160	4,442	4,819	5,116	6,381	6,775	7,211	7,677	8,180	8,621	9,074	9,540	10,020
Penetration Rates														
Residents 0-15 min	50%	100%	150%	150%	150%	150%	150%	150%	150%	150%	150%	150%	150%	150%
Residents 15-30 min	6.00%	8.00%	10%	10%	10%	10%	10%	10%	10%	10%	10%	10%	10%	10%
Residents 30-60 min	0.30%	0.40%	0.50%	0.50%	0.50%	0.50%	0.50%	0.50%	0.50%	0.50%	0.50%	0.50%	0.50%	0.50%
Secondary Residents	0.00%	0.00%	0.00%	0.00%	0.00%	0.00%	0.00%	0.00%	0.00%	0.00%	0.00%	0.00%	0.00%	0.00%
Domestic Tourists	0.00%	0.10%	0.25%	0.25%	0.25%	0.25%	0.25%	0.25%	0.25%	0.25%	0.25%	0.25%	0.25%	0.25%
International Tourists	0.00%	0.00%	0.00%	0.00%	0.00%	0.00%	0.00%	0.00%	0.00%	0.00%	0.00%	0.00%	0.00%	0.00%
Hotel nights	75%	75%	75%	75%	75%	75%	75%	75%	75%	75%	75%	75%	75%	75%
Day theme park visits	15%	15%	15%	15%	15%	15%	15%	15%	15%	15%	15%	15%	15%	15%
Attendance (000s visits)														
Residents 0-15 min	192	403	634	664	697	730	765	802	841	882	924	969	1,015	1,064
Residents 15-30 min	103	137	171	170	169	168	167	165	164	162	161	159	157	154
Residents 30-60 min	25	34	43	43	43	43	44	44	44	44	45	45	45	45
Secondary Residents	-	-	-	-	-	-	-	-	-	-	-	-	-	-
Domestic Tourists	0	10	24	25	25	25	25	25	26	26	26	26	26	26
International Tourists	-	-	-	-	-	-	-	-	-	-	-	-	-	-
Hotel nights	690	846	951	1,035	1,086	1,680	1,772	1,839	1,892	1,927	1,927	1,927	1,927	1,927
Day theme park visits	550	624	666	723	767	957	1,016	1,082	1,152	1,227	1,293	1,361	1,431	1,503
Onsite Attendance	1,241	1,470	1,617	1,758	1,853	2,637	2,789	2,920	3,044	3,154	3,221	3,289	3,358	3,430
Offsite Attendance	321	584	872	902	933	966	1,001	1,037	1,074	1,114	1,155	1,198	1,243	1,290
Total Attendance (000s visits)	1,561	2,054	2,489	2,660	2,786	3,603	3,790	3,957	4,118	4,268	4,376	4,487	4,602	4,721
% of onsite visitors	80%	72%	65%	66%	67%	73%	74%	74%	74%	74%	74%	73%	73%	73%
Visitor mix														
Primary Residents	20%	28%	34%	33%	33%	26%	26%	26%	25%	25%	26%	26%	26%	27%
Domestic tourists	0%	0%	1%	1%	1%	1%	1%	1%	1%	1%	1%	1%	1%	1%
Hotel guests	44%	41%	38%	39%	39%	47%	47%	46%	46%	45%	44%	43%	42%	41%
Park guests	35%	30%	27%	27%	28%	27%	27%	27%	28%	29%	30%	30%	31%	32%

Note: numbers contain roundings; Source: LDP

RDE DESIGN day (people)

	2024	2025	2026	2027	2028	2029	2030	2031	2032	2033	2034	2035	2036	2037	2038	
	Phase I				Phase II											
For reference:																
Hotels – people on design day	4,281	4,519	4,519	4,519	4,519	8,013	8,197	8,197	8,197	8,197	8,197	8,197	8,197	8,197	8,197	
Parks – people on design day (excluding hotel guests)	22,829	26,718	29,203	32,093	34,247	42,905	45,777	48,874	52,045	55,293	57,898	60,576	63,329	66,159	66,159	
Onsite visitors																
Hotels (75% capture)	3,211	3,389	3,389	3,389	3,389	6,010	6,148	6,148	6,148	6,148	6,148	6,148	6,148	6,148	6,148	
Parks (15% capture)	3,424	4,008	4,380	4,814	5,137	6,436	6,867	7,331	7,807	8,294	8,685	9,086	9,499	9,924	9,924	
Onsite Design Day	6,635	7,397	7,770	8,203	8,526	12,446	13,014	13,479	13,955	14,442	14,832	15,234	15,647	16,072	16,072	
Off-site visitors																
Attendance	320,690	583,852	871,645	901,863	933,419	966,386	1,000,835	1,036,840	1,074,477	1,113,842	1,155,023	1,198,105	1,243,179	1,290,342	1,290,342	
Peak Month (12% of annual)	38,483	70,062	104,597	108,224	112,010	115,966	120,100	124,421	128,937	133,661	138,603	143,773	149,181	154,841	154,841	
Week (22.5% of month)	8,659	15,764	23,534	24,350	25,202	26,092	27,023	27,995	29,011	30,074	31,186	32,349	33,566	34,839	34,839	
Offsite Design Day (17.5% of week)	1,515	2,759	4,119	4,261	4,410	4,566	4,729	4,899	5,077	5,263	5,457	5,661	5,874	6,097	6,097	
TOTAL DESIGN DAY	8,151	10,156	11,888	12,465	12,937	17,012	17,743	18,378	19,031	19,705	20,290	20,895	21,521	22,169	22,169	
% of onsite visitors	81%	73%	65%	66%	66%	73%	73%	73%	73%	73%	73%	73%	73%	72%	72%	

Note: numbers contain roundings; Source: LDP

RDE PEAK day (people)

	2024	2025	2026	2027	2028	2029	2030	2031	2032	2033	2034	2035	2036	2037	2038	
	Phase I				Phase II											
For reference:																
Hotels – people on peak day	4,757	4,757	4,757	4,757	4,757	8,435	8,435	8,435	8,435	8,435	8,435	8,435	8,435	8,435	8,435	
Parks – people on peak day (excluding hotel visitors)	27,776	32,728	35,710	39,178	41,763	52,667	56,334	60,051	63,856	67,753	70,879	74,092	77,396	80,793	80,793	
Onsite visitors																
Hotels (75% capture)	3,568	3,568	3,568	3,568	3,568	6,326	6,326	6,326	6,326	6,326	6,326	6,326	6,326	6,326	6,326	
Parks (15% capture)	4,166	4,909	5,356	5,877	6,264	7,900	8,450	9,008	9,578	10,163	10,632	11,114	11,609	12,119	12,119	
Onsite Peak Day	7,734	8,477	8,924	9,444	9,832	14,226	14,776	15,334	15,904	16,489	16,958	17,440	17,936	18,445	18,445	
Off-site visitors																
Attendance	320,690	583,852	871,645	901,863	933,419	966,386	1,000,835	1,036,840	1,074,477	1,113,842	1,155,023	1,198,105	1,243,179	1,290,342	1,290,342	
Peak Month (12% of annual)	38,483	70,062	104,597	108,224	112,010	115,966	120,100	124,421	128,937	133,661	138,603	143,773	149,181	154,841	154,841	
Week (22.5% of month)	8,659	15,764	23,534	24,350	25,202	26,092	27,023	27,995	29,011	30,074	31,186	32,349	33,566	34,839	34,839	
Design Day (17.5% of week)	1,515	2,759	4,119	4,261	4,410	4,566	4,729	4,899	5,077	5,263	5,457	5,661	5,874	6,097	6,097	
Peak Day (120% of Design)	1,818	3,310	4,942	5,114	5,292	5,479	5,675	5,879	6,092	6,315	6,549	6,793	7,049	7,316	7,316	
TOTAL DESIGN DAY	9,552	11,787	13,866	14,558	15,125	19,706	20,451	21,213	21,997	22,805	23,507	24,233	24,984	25,761	25,761	
% of onsite visitors	81%	72%	64%	65%	65%	72%	72%	72%	72%	72%	72%	72%	72%	72%	72%	

Note: numbers contain roundings; Source: LDP

Table Summary 1

London Resort Development						
Illustrative Annual Attendance to Parks Not Staying on Site - Year 2025						
	Main Gate	Second Gate	RD+E	Waterpark	Events	Combined Total
Annual Attendance to Parks	5,288,899	0	2,053,479	621,604	284,021	8,248,004
(Minus) Visits to Attractions From Hotel Visitors	-752,384	0	-1,469,627	-330,401	0	-2,552,412
Annual Attendance to Parks Not Staying on Site	4,536,515	0	583,852	291,203	284,021	5,695,591
Visitors Visiting Both Parks in Same Day / Park-Hopper	0%	20.0%	0%	0%	0%	
Annual Daily Park-Hopper Guests	0	0	0	0	0	0
Annual Attendance to Parks Factoring in Park-Hoppers	4,536,515	0	583,852	291,203	284,021	5,695,591
Number of Operating Days (Closed Christmas & New Years Day)	365	0	0	0	0	365
Peak Month Attendance to Parks Not Staying on Site						
Peak Month Attendance	680,477	0	70,062	43,680	36,923	831,143
Peak Month as a Percent of Annual	15.0%	15.0%	12.0%	15.0%	13.0%	14.6%
Average Peak Month Week Attendance to Parks Not Staying on Site						
Average Peak Month Weekly Attendance	153,107	0	15,764	9,828	8,308	187,007
Design Day Attendance to Parks Not Staying on Site						
Design Day Attendance	26,794	0	2,759	1,720	3,323	34,595
Design Day as a Percent Annual	0.59%	0.00%	0.47%	0.59%	1.17%	0.61%
As a Percent of Average Peak Week	17.50%	17.50%	17.50%	17.50%	40.00%	18.50%
Peak Day Attendance to Parks Not Staying on Site						
Peak Day	32,153	0	3,310	2,064	3,489	41,016
Peak Day as a % of Design Day	120%	120%	120%	120%	105%	119%
As a Percent of Average Peak Week	21.00%	0.00%	21.00%	21.00%	42.00%	21.93%

Table Summary 2

London Resort Development

Attendance with Daily Attendance Brackets - Year 2025

	Main Gate			Second Gate			RDE+E			Waterpark			Events		
	Daily Attendance		Number of Days	Daily Attendance		Number of Days	Daily Attendance		Number of Days	Daily Attendance		Number of Days	Daily Attendance		Number of Days
	Low	High		Low	High		Low	High		Low	High		Low	High	
Attendance Brackets															
90% - 100%	21,600	27,300	36	0	0	365	2,300	3,000	46	1,400	1,800	36	4,000	4,400	8
80% - 90%	19,200	21,600	14	0	0	0	2,100	2,300	35	1,300	1,400	9	3,500	4,000	12
70% - 80%	16,800	19,200	29	0	0	0	1,800	2,100	57	1,100	1,300	30	3,100	3,500	17
60% - 70%	14,400	16,800	41	0	0	0	1,500	1,800	58	1,000	1,100	21	2,600	3,100	46
50% - 60%	12,000	14,400	51	0	0	0	1,300	1,500	47	800	1,000	65	2,200	2,600	64
40% - 50%	9,600	12,000	54	0	0	0	1,000	1,300	53	600	800	75	1,800	2,200	78
30% - 40%	7,200	9,600	63	0	0	0	800	1,000	31	500	600	47	1,300	1,800	95
20% - 30%	4,800	7,200	60	0	0	0	500	800	34	300	500	66	900	1,300	78
10% - 20%	2,400	4,800	17	0	0	0	300	500	4	200	300	16	400	900	44
0% - 10%	3,285	2,400	0	0	0	0	423	300	0	211	200	0	0	400	52

Table Top 72 Attnd

London Resort - All Venues										
Top Attendance For Visitors Not Staying On-Site Days - Year 2025										
Rank	Date	Day	Main Gate Attendance	Second Gate Attendance	RDE&E Attendance	Waterpark Attendance	Event Attendance	Hotel Attendance	Total Attendance	
1	05 July 2025	Saturday	27,281	0	2,809	1,751	3,559	4,760	40,160	
2	12 July 2025	Saturday	27,281	0	2,809	1,751	3,559	4,760	40,160	
3	19 July 2025	Saturday	27,281	0	2,809	1,751	3,559	4,760	40,160	
4	26 July 2025	Saturday	27,281	0	2,809	1,751	3,559	4,760	40,160	
5	05 April 2025	Saturday	24,597	0	2,878	1,579	4,407	4,760	38,220	
6	12 April 2025	Saturday	24,597	0	2,878	1,579	4,407	4,760	38,220	
7	19 April 2025	Saturday	24,597	0	2,878	1,579	4,407	4,760	38,220	
8	26 April 2025	Saturday	24,597	0	2,878	1,579	4,407	4,760	38,220	
9	20 April 2025	Sunday	25,592	0	2,994	1,643	3,379	4,284	37,892	
10	06 July 2025	Sunday	25,723	0	2,648	1,651	3,114	4,284	37,420	
11	13 July 2025	Sunday	25,723	0	2,648	1,651	3,114	4,284	37,420	
12	20 July 2025	Sunday	25,723	0	2,648	1,651	3,114	4,284	37,420	
13	27 July 2025	Sunday	25,723	0	2,648	1,651	3,114	4,284	37,420	
14	02 August 2025	Saturday	23,604	0	2,700	1,515	2,949	4,760	35,529	
15	09 August 2025	Saturday	23,604	0	2,700	1,515	2,949	4,760	35,529	
16	16 August 2025	Saturday	23,604	0	2,700	1,515	2,949	4,760	35,529	
17	23 August 2025	Saturday	23,604	0	2,700	1,515	2,949	4,760	35,529	
18	30 August 2025	Saturday	23,604	0	2,700	1,515	2,949	4,760	35,529	
19	04 July 2025	Friday	24,943	0	2,568	1,601	445	4,522	34,079	
20	11 July 2025	Friday	24,943	0	2,568	1,601	445	4,522	34,079	
21	18 July 2025	Friday	24,943	0	2,568	1,601	445	4,522	34,079	
22	25 July 2025	Friday	24,943	0	2,568	1,601	445	4,522	34,079	
23	06 April 2025	Sunday	22,254	0	2,604	1,429	2,938	4,284	33,508	
24	13 April 2025	Sunday	22,254	0	2,604	1,429	2,938	4,284	33,508	
25	27 April 2025	Sunday	22,254	0	2,604	1,429	2,938	4,284	33,508	
26	03 August 2025	Sunday	22,255	0	2,546	1,429	2,581	4,284	33,095	
27	10 August 2025	Sunday	22,255	0	2,546	1,429	2,581	4,284	33,095	
28	17 August 2025	Sunday	22,255	0	2,546	1,429	2,581	4,284	33,095	
29	24 August 2025	Sunday	22,255	0	2,546	1,429	2,581	4,284	33,095	
30	31 August 2025	Sunday	22,255	0	2,546	1,429	2,581	4,284	33,095	
31	25 August 2025	Monday	23,672	0	2,708	1,520	479	4,284	32,663	
32	07 June 2025	Saturday	19,472	0	2,506	1,250	2,888	4,760	30,877	
33	14 June 2025	Saturday	19,472	0	2,506	1,250	2,888	4,760	30,877	
34	21 June 2025	Saturday	19,472	0	2,506	1,250	2,888	4,760	30,877	
35	28 June 2025	Saturday	19,472	0	2,506	1,250	2,888	4,760	30,877	
36	01 August 2025	Friday	21,581	0	2,469	1,385	369	4,522	30,326	
37	08 August 2025	Friday	21,581	0	2,469	1,385	369	4,522	30,326	
38	15 August 2025	Friday	21,581	0	2,469	1,385	369	4,522	30,326	
39	22 August 2025	Friday	21,581	0	2,469	1,385	369	4,522	30,326	
40	29 August 2025	Friday	21,581	0	2,469	1,385	369	4,522	30,326	
41	03 July 2025	Thursday	21,825	0	2,247	1,401	445	4,284	30,202	
42	10 July 2025	Thursday	21,825	0	2,247	1,401	445	4,284	30,202	
43	17 July 2025	Thursday	21,825	0	2,247	1,401	445	4,284	30,202	
44	24 July 2025	Thursday	21,825	0	2,247	1,401	445	4,284	30,202	
45	31 July 2025	Thursday	21,825	0	2,247	1,401	445	4,284	30,202	
46	07 July 2025	Monday	21,046	0	2,167	1,351	445	4,284	29,292	
47	14 July 2025	Monday	21,046	0	2,167	1,351	445	4,284	29,292	
48	21 July 2025	Monday	21,046	0	2,167	1,351	445	4,284	29,292	
49	28 July 2025	Monday	21,046	0	2,167	1,351	445	4,284	29,292	
50	06 September 2025	Saturday	17,835	0	2,295	1,145	2,840	4,760	28,876	
51	13 September 2025	Saturday	17,835	0	2,295	1,145	2,840	4,760	28,876	
52	20 September 2025	Saturday	17,835	0	2,295	1,145	2,840	4,760	28,876	
53	27 September 2025	Saturday	17,835	0	2,295	1,145	2,840	4,760	28,876	
54	01 June 2025	Sunday	18,420	0	2,371	1,182	2,567	4,284	28,824	
55	08 June 2025	Sunday	18,420	0	2,371	1,182	2,567	4,284	28,824	
56	15 June 2025	Sunday	18,420	0	2,371	1,182	2,567	4,284	28,824	
57	22 June 2025	Sunday	18,420	0	2,371	1,182	2,567	4,284	28,824	
58	29 June 2025	Sunday	18,420	0	2,371	1,182	2,567	4,284	28,824	
59	04 October 2025	Saturday	16,313	0	2,239	1,047	4,047	4,760	28,407	
60	11 October 2025	Saturday	16,313	0	2,239	1,047	4,047	4,760	28,407	
61	18 October 2025	Saturday	16,313	0	2,239	1,047	4,047	4,760	28,407	
62	25 October 2025	Saturday	16,313	0	2,239	1,047	4,047	4,760	28,407	
63	18 April 2025	Friday	20,204	0	2,364	1,297	0	4,046	27,911	
64	07 August 2025	Thursday	18,883	0	2,160	1,212	369	4,284	26,908	
65	14 August 2025	Thursday	18,883	0	2,160	1,212	369	4,284	26,908	
66	21 August 2025	Thursday	18,883	0	2,160	1,212	369	4,284	26,908	
67	28 August 2025	Thursday	18,883	0	2,160	1,212	369	4,284	26,908	
68	07 September 2025	Sunday	16,871	0	2,171	1,083	2,525	3,808	26,458	
69	14 September 2025	Sunday	16,871	0	2,171	1,083	2,525	3,808	26,458	
70	21 September 2025	Sunday	16,871	0	2,171	1,083	2,525	3,808	26,458	
71	28 September 2025	Sunday	16,871	0	2,171	1,083	2,525	3,808	26,458	
72	04 August 2025	Monday	18,209	0	2,083	1,169	369	4,284	26,114	

Table Ops Calendar

**London Resort - Main Gate and Second Gate
Annual Operating Hours and Seasonality**

365 day operations

	Start	End		Monday	Monday	Monday	Monday	Friday	Saturday	Sunday	
1 Christmas	Wed - Jan 1, 2025	Sun - Jan 5, 2025	Peak	Peak 9p - 11p	Peak 9p - 11p	Peak 9p - 11p	Peak 9p - 11p	Peak 9p - 11p	Peak 9p - 11p	Peak 9p - 11p	Peak
2 Second week Jan to Feb Half Term	Mon - Jan 6, 2025	Fri - Feb 14, 2025	Low	Low 9p - 8p	Low 9p - 8p	Low 9p - 8p	Low 9p - 8p	Low 9p - 9p	Low 9p - 9p	Low 9p - 8p	Low
3 February Half term to Easter Holidays	Sat - Feb 15, 2025	Thu - Apr 17, 2025	Medium	Med. 9p - 9p	Med. 9p - 9p	Med. 9p - 9p	Med. 9p - 9p	Med. 9p - 9p	Med. 9p - 9p	Med. 9p - 9p	Medium
4 Easter to 2nd Week in September	Fri - Apr 18, 2025	Sun - Sep 14, 2025	Peak	Peak 9p - 11p	Peak 9p - 11p	Peak 9p - 11p	Peak 9p - 11p	Peak 9p - 11p	Peak 9p - 11p	Peak 9p - 11p	Peak
5 2nd week Sept to October Half Term	Mon - Sep 15, 2025	Fri - Oct 17, 2025	Low	Low 9p - 8p	Low 9p - 8p	Low 9p - 8p	Low 9p - 8p	Low 9p - 9p	Low 9p - 9p	Low 9p - 8p	Low
6 October half term 2 Week Period	Sat - Oct 18, 2025	Sun - Nov 2, 2025	Peak	Peak 9p - 11p	Peak 9p - 11p	Peak 9p - 11p	Peak 9p - 11p	Peak 9p - 11p	Peak 9p - 11p	Peak 9p - 11p	Peak
7 After October half term to Christ. Week	Mon - Nov 3, 2025	Fri - Dec 19, 2025	Low	Low 9p - 8p	Low 9p - 8p	Low 9p - 8p	Low 9p - 8p	Low 9p - 9p	Low 9p - 9p	Low 9p - 8p	Low
8 Christmas and New Years	Sat - Dec 20, 2025	Wed - Dec 31, 2025	Peak	Peak 9p - 11p	Peak 9p - 11p	Peak 9p - 11p	Peak 9p - 11p	Peak 9p - 11p	Peak 9p - 11p	Peak 9p - 11p	Peak
9 Public holidays (UK & Europe)			Peak	Holiday 9p - 11p	Holiday 9p - 11p	Holiday 9p - 11p	Holiday 9p - 11p	Holiday 9p - 11p	Holiday 9p - 11p	Holiday 9p - 11p	Peak

All Holidays and Holiday Weekends use "Peak" Operating Hours

Table MG 4.0

London Resort		Multiplier Used for Projections
Boost in Holiday Attendance Compared to Normal Daily Attendance		
01/01/2025	New Year's Day	15%
18/04/2025	Good Friday	15%
20/04/2025	Easter Sunday	15%
21/04/2025	Easter Monday	15%
23/04/2025	St. George's Day	0%
05/05/2025	Early May Bank Holiday	30%
26/05/2025	Spring Bank Holiday	30%
25/08/2025	Summer Bank Holiday	30%
31/10/2025	Halloween	0%
05/11/2025	Guy Fawkes Day	5%
11/11/2025	Remembrance Sunday	5%
25/12/2025	Christmas Holiday	15%
26/12/2025	Boxing Day Holiday	30%

Table Bnch 1.0

London Resort - Main Gate							
Historical Monthly Attendance Distribution of Existing London Attractions							
Month		London MT	London BALE	London ToL	Out of town WC	City Centre Average	Average Attendance
1	Jan	5.4%	1.4%	4.0%	3.2%	4.7%	3.7%
2	Feb	6.4%	5.7%	5.5%	4.5%	5.9%	5.6%
3	Mar	7.8%	8.3%	8.7%	5.6%	9.1%	7.9%
4	Apr	11.3%	10.4%	10.8%	11.3%	11.0%	11.0%
5	May	7.0%	7.2%	9.2%	7.2%	8.5%	7.8%
6	Jun	7.7%	8.7%	11.1%	10.6%	9.0%	9.4%
7	Jul	13.3%	13.5%	12.6%	15.7%	14.8%	14.0%
8	Aug	12.1%	12.1%	12.0%	15.0%	10.7%	12.4%
9	Sep	6.7%	7.7%	7.8%	8.3%	6.1%	7.3%
10	Oct	9.5%	10.1%	8.1%	7.7%	8.3%	8.7%
11	Nov	5.5%	6.7%	5.2%	3.3%	5.1%	5.2%
12	Dec	7.4%	8.2%	5.2%	7.6%	6.8%	7.0%
Total		100.1%	100.0%	100.0%	100.0%	100.0%	100.0%

Table MG 1.0

London Resort - Main Gate									
Illustrative Non-Hotel Annual Attendance Summary - Year 2024 - 2029									
Year	Year Modeled								
	2024	2025	2026	2027	2028	2029	2030	2031	2032
Annual Attendance to Main Gate Park ¹	4,590,128	5,288,899	5,709,562	6,198,920	6,563,609	5,747,375	6,092,280	6,441,899	6,799,803
Annual Hotel Visitors ¹	613,483	752,384	844,985	920,224	964,954	1,493,251	1,575,489	1,634,516	1,681,938
Estimated Hotel Visitors to Main Gate Park	100%	100%	100%	100%	100%	100%	100%	100%	100%
Annual Non-Hotel Attendance	3,976,645	4,536,515	4,864,577	5,278,696	5,598,655	4,254,124	4,516,791	4,807,383	5,117,865
Number of Operating Days (Closed Christmas & New Years Day)						365			
Peak Month									
Peak Month Attendance	596,497	680,477	729,687	791,804	839,798	638,119	677,519	721,107	767,680
Peak Month as a Percent of Annual	15.0%	15.0%	15.0%	15.0%	15.0%	15.0%	15.0%	15.0%	15.0%
Average Peak Month Week									
Average Week as % of Peak Month	23%	23%	23%	23%	23%	23%	23%	23%	23%
Average Peak Month Weekly Attendance	134,212	153,107	164,179	178,156	188,955	143,577	152,442	162,249	172,728
Design Day Attendance									
As a Percent of Average Peak Week	17.50%	17.50%	17.50%	17.50%	17.50%	17.50%	17.50%	17.50%	17.50%
Design Day Based on Top 10% Attendance Days	23,487	26,794	28,731	31,177	33,067	25,126	26,677	28,394	30,227
Design Day as a Percent Annual	0.59%	0.59%	0.59%	0.59%	0.59%	0.59%	0.59%	0.59%	0.59%
Peak Day									
Peak Day as a % of Design Day	120%	120%	120%	120%	120%	120%	120%	120%	120%
Peak Day	28,184	32,153	34,478	37,413	39,680	30,151	32,013	34,072	36,273
Peak Day as Day of Week									
As a Percent of Average Peak Week	21.00%	21.00%	21.00%	21.00%	21.00%	21.00%	21.00%	21.00%	21.00%
Reference Point: Disneyland Paris:									
Peak month = August at 14%									
Design day % of annual = 0.54-0.56%									

¹Source: LDP

Table MG 2.0

London Resort - Main Gate											
Projected Monthly Attendance Based on Benchmark London Attractions											
	Benchmark	Annual	2024	2025	2026	2027	2028	2029	2030	2031	2032
	Attractions	Distribution	Attendance	Attendance	Attendance	Attendance	Attendance	Attendance	Attendance	Attendance	Attendance
January	3.7%	4.0%	159,066	181,461	194,583	211,148	223,946	170,165	180,672	192,295	204,715
February	5.6%	5.5%	218,715	249,508	267,552	290,328	307,926	233,977	248,424	264,406	281,483
March	7.9%	7.0%	278,365	317,556	340,520	369,509	391,906	297,789	316,175	336,517	358,251
April	11.0%	11.0%	437,431	499,017	535,103	580,657	615,852	467,954	496,847	528,812	562,965
May	7.8%	7.0%	278,365	317,556	340,520	369,509	391,906	297,789	316,175	336,517	358,251
June	9.4%	10.0%	397,665	453,652	486,458	527,870	559,866	425,412	451,679	480,738	511,787
July	14.0%	15.0%	596,497	680,477	729,687	791,804	839,798	638,119	677,519	721,107	767,680
August	12.4%	13.5%	536,847	612,430	656,718	712,624	755,818	574,307	609,767	648,997	690,912
September	7.3%	9.0%	357,898	408,286	437,812	475,083	503,879	382,871	406,511	432,664	460,608
October	8.7%	7.5%	298,248	340,239	364,843	395,902	419,899	319,059	338,759	360,554	383,840
November	5.2%	4.0%	159,066	181,461	194,583	211,148	223,946	170,165	180,672	192,295	204,715
December	7.0%	6.5%	258,482	294,873	316,198	343,115	363,913	276,518	293,591	312,480	332,661
Total Annual	100%	100.0%	3,976,645	4,536,515	4,864,577	5,278,696	5,598,655	4,254,124	4,516,791	4,807,383	5,117,865

Table MG 3.0

	Attendance Distribution by Day of Week							Total
	Monday	Tuesday	Wednesday	Thursday	Friday	Saturday	Sunday	
January	13.0%	8.0%	10.0%	13.0%	15.0%	22.0%	19.0%	100%
February	13.0%	8.0%	10.0%	13.0%	15.0%	22.0%	19.0%	100%
March	13.0%	9.0%	10.0%	13.0%	15.0%	21.0%	19.0%	100%
April	13.0%	9.0%	10.0%	13.0%	15.0%	21.0%	19.0%	100%
May	13.5%	10.0%	11.5%	13.5%	15.5%	18.5%	17.5%	100%
June	13.5%	10.0%	11.5%	13.5%	15.5%	18.5%	17.5%	100%
July	13.5%	10.5%	12.0%	14.0%	16.0%	17.5%	16.5%	100%
August	13.5%	10.5%	12.0%	14.0%	16.0%	17.5%	16.5%	100%
September	13.5%	10.0%	11.5%	13.5%	15.5%	18.5%	17.5%	100%
October	13.0%	9.0%	10.0%	13.0%	15.0%	21.0%	19.0%	100%
November	13.0%	8.0%	10.0%	13.0%	15.0%	22.0%	19.0%	100%
December	13.0%	8.0%	10.0%	13.0%	15.0%	22.0%	19.0%	100%

Table MG 5.0

London Resort - Main Gate																			
Illustrative Non-Hotel Visitor Arrival - Departure Patterns																			
	before	8:00a -	9:00a -	10:00a -	11:00a -	12:00p -	1:00p -	2:00p -	3:00p -	4:00p -	5:00p -	6:00p -	7:00p -	8:00p -	9:00p -	10:00p -	11:00p -		
	8:00a	9:00a	10:00a	11:00a	12:00p	1:00p	2:00p	3:00p	4:00p	5:00p	6:00p	7:00p	8:00p	9:00p	10:00p	11:00p	12:00a	TOTAL	MAX

Holiday Periods Operations

Opn. For Hotel	9:00 AM																			
Opening Time	10:00 AM																			
Closing Time	11:00 PM																			
Arriving	Holiday	0%	0%	8%	17%	15%	14%	16%	12%	10%	8%	0%	0%	0%	0%	0%	0%	0%	100%	17%
Departing	Holiday	0%	0%	0%	0%	0%	0%	0%	0%	0%	10%	12%	12%	16%	14%	18%	18%	0%	100%	18%
On-site	Holiday	0.0%	0.0%	8.0%	25.0%	40.0%	54.0%	70.0%	82.0%	92.0%	90.0%	78.0%	66.0%	50.0%	36.0%	18.0%	0.0%	0.0%	709%	92%

Low Season Operating Day Sunday Through Thursday

Opn. For Hotel	9:00 AM																			
Opening Time	10:00 AM																			
Closing Time	8:00 PM																			
Arriving	Low 9p - 8p	0%	0%	5%	18%	21%	15%	14%	11%	9%	7%	0%	0%	0%	0%	0%	0%	0%	100%	21%
Departing	Low 9p - 8p	0%	0%	0%	0%	0%	0%	0%	4%	7%	15%	19%	28%	27%	0%	0%	0%	0%	100%	28%
On-site	Low 9p - 8p	0.0%	0.0%	5.0%	23.0%	44.0%	59.0%	73.0%	80.0%	82.0%	74.0%	55.0%	27.0%	0.0%	0.0%	0.0%	0.0%	0.0%	522%	82%

Low Season Operating Day Friday and Saturday

Opn. For Hotel	9:00 AM																			
Opening Time	10:00 AM																			
Closing Time	9:00 PM																			
Arriving	Low 9p - 9p	0%	0%	5%	18%	21%	15%	14%	11%	9%	7%	0%	0%	0%	0%	0%	0%	0%	100%	21%
Departing	Low 9p - 9p	0%	0%	0%	0%	0%	0%	0%	0%	4%	7%	15%	19%	28%	27%	0%	0%	0%	100%	28%
On-site	Low 9p - 9p	0.0%	0.0%	5.0%	23.0%	44.0%	59.0%	73.0%	84.0%	89.0%	89.0%	74.0%	55.0%	27.0%	0.0%	0.0%	0.0%	0.0%	622%	89%

London Resort - Main Gate
Illustrative Non-Hotel Visitor Arrival - Departure Patterns

Medium Season Operating Day Monday Through Sunday

Opn. For Hotel 9:00 AM
 Opening Time 10:00 AM
 Closing Time 9:00 PM

Arriving	Med. 9p - 9p	0%	0%	5%	18%	21%	15%	14%	11%	9%	7%	0%	0%	0%	0%	0%	0%	0%	100%	21%
Departing	Med. 9p - 9p	0%	0%	0%	0%	0%	0%	0%	0%	4%	7%	15%	19%	28%	27%	0%	0%	0%	100%	28%
On-site	Med. 9p - 9p	0.0%	0.0%	5.0%	23.0%	44.0%	59.0%	73.0%	84.0%	89.0%	89.0%	74.0%	55.0%	27.0%	0.0%	0.0%	0.0%	0.0%	622%	89%

Peak Season Operations - Monday Through Sunday

Opn. For Hotel 9:00 AM
 Opening Time 10:00 AM
 Closing Time 11:00 PM

Arriving	Peak 9p - 11p	0%	0%	8%	17%	15%	14%	16%	12%	10%	8%	0%	0%	0%	0%	0%	0%	0%	100%	17%
Departing	Peak 9p - 11p	0%	0%	0%	0%	0%	0%	0%	0%	0%	10%	12%	12%	16%	14%	18%	18%	0%	100%	18%
On-site	Peak 9p - 11p	0.0%	0.0%	8.0%	25.0%	40.0%	54.0%	70.0%	82.0%	92.0%	90.0%	78.0%	66.0%	50.0%	36.0%	18.0%	0.0%	0.0%	709%	92%

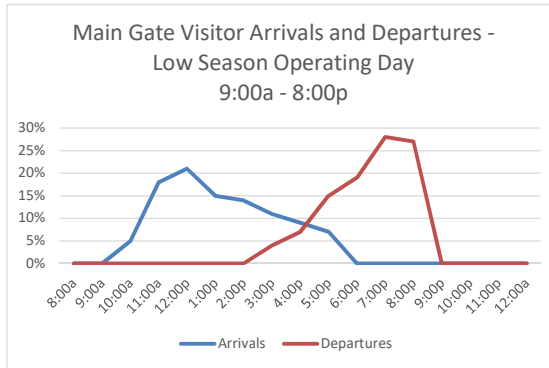
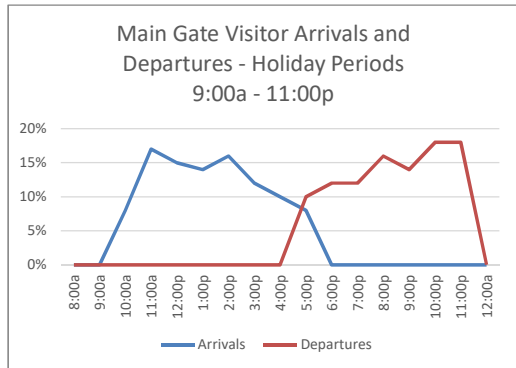


Table MG 6.0

London Resort - Main Gate									
Illustrative Non-Hotel Daily Attendance: Year 2025									
Week Number	Month	Daily							Total
		Monday	Tuesday	Wednesday	Thursday	Friday	Saturday	Sunday	
1	January	0	0	4,748	5,367	6,193	9,083	7,845	33,237
2	January	5,367	3,303	4,129	5,367	6,193	9,083	7,845	41,288
3	January	5,367	3,303	4,129	5,367	6,193	9,083	7,845	41,288
4	January	5,367	3,303	4,129	5,367	6,193	9,083	7,845	41,288
5	January	5,367	3,303	4,129	5,367	6,193	13,723	11,852	49,935
6	February	8,109	4,990	6,238	8,109	9,357	13,723	11,852	62,377
7	February	8,109	4,990	6,238	8,109	9,357	13,723	11,852	62,377
8	February	8,109	4,990	6,238	8,109	9,357	13,723	11,852	62,377
9	February	8,109	4,990	6,238	8,109	9,357	14,721	13,319	64,843
10	March	9,113	6,309	7,010	9,113	10,515	14,721	13,319	70,101
11	March	9,113	6,309	7,010	9,113	10,515	14,721	13,319	70,101
12	March	9,113	6,309	7,010	9,113	10,515	14,721	13,319	70,101
13	March	9,113	6,309	7,010	9,113	10,515	14,721	13,319	70,101
14	March	9,113	10,541	11,713	15,226	17,569	24,597	22,254	111,013
15	April	15,226	10,541	11,713	15,226	17,569	24,597	22,254	117,126
16	April	15,226	10,541	11,713	15,226	20,204	24,597	25,592	123,100
17	April	17,510	10,541	11,713	15,226	17,569	24,597	22,254	119,410
18	April	15,226	10,541	11,713	9,410	10,804	12,895	12,198	82,786
19	May	12,232	6,970	8,016	9,410	10,804	12,895	12,198	72,524
20	May	9,410	6,970	8,016	9,410	10,804	12,895	12,198	69,701
21	May	9,410	6,970	8,016	9,410	10,804	12,895	12,198	69,701
22	May	12,232	6,970	8,016	9,410	10,804	12,895	18,420	78,746
23	June	14,210	10,526	12,104	14,210	16,315	19,472	18,420	105,256
24	June	14,210	10,526	12,104	14,210	16,315	19,472	18,420	105,256
25	June	14,210	10,526	12,104	14,210	16,315	19,472	18,420	105,256
26	June	14,210	10,526	12,104	14,210	16,315	19,472	18,420	105,256
27	June	14,210	16,369	18,707	21,825	24,943	27,281	25,723	149,058
28	July	21,046	16,369	18,707	21,825	24,943	27,281	25,723	155,894
29	July	21,046	16,369	18,707	21,825	24,943	27,281	25,723	155,894
30	July	21,046	16,369	18,707	21,825	24,943	27,281	25,723	155,894
31	July	21,046	16,369	18,707	21,825	21,581	23,604	22,255	145,388
32	August	18,209	14,163	16,186	18,883	21,581	23,604	22,255	134,882
33	August	18,209	14,163	16,186	18,883	21,581	23,604	22,255	134,882
34	August	18,209	14,163	16,186	18,883	21,581	23,604	22,255	134,882
35	August	23,672	14,163	16,186	18,883	21,581	23,604	22,255	140,344
36	September	13,015	9,641	11,087	13,015	14,943	17,835	16,871	96,408
37	September	13,015	9,641	11,087	13,015	14,943	17,835	16,871	96,408
38	September	13,015	9,641	11,087	13,015	14,943	17,835	16,871	96,408
39	September	13,015	9,641	11,087	13,015	14,943	17,835	16,871	96,408
40	September	13,015	9,641	7,768	10,098	11,652	16,313	14,759	83,246
41	October	10,098	6,991	7,768	10,098	11,652	16,313	14,759	77,680
42	October	10,098	6,991	7,768	10,098	11,652	16,313	14,759	77,680
43	October	10,098	6,991	7,768	10,098	11,652	16,313	14,759	77,680
44	October	10,098	6,991	7,768	10,098	11,652	9,034	7,802	63,444
45	November	5,338	3,285	4,106	5,338	6,160	9,034	7,802	41,269
46	November	5,338	3,449	4,106	5,338	6,160	9,034	7,802	41,228
47	November	5,338	3,285	4,106	5,338	6,160	9,034	7,802	41,064
48	November	5,338	3,285	4,106	5,338	6,160	9,034	7,802	41,064
49	December	8,763	5,393	6,741	8,763	10,111	14,830	12,807	67,407
50	December	8,763	5,393	6,741	8,763	10,111	14,830	12,807	67,407
51	December	8,763	5,393	6,741	8,763	10,111	14,830	12,807	67,407
52	December	8,763	5,393	6,741	10,077	13,144	14,830	12,807	71,755

Table MG 7.Dp

London Resort - Main Gate																			
Illustrative Non-Hotel Daily Departures - July 2025																			
Attendance		before 8:00a	8:00a - 9:00a	9:00a - 10:00a	10:00a - 11:00a	11:00a - 12:00p	12:00p - 1:00p	1:00p - 2:00p	2:00p - 3:00p	3:00p - 4:00p	4:00p - 5:00p	5:00p - 6:00p	6:00p - 7:00p	7:00p - 8:00p	8:00p - 9:00p	9:00p - 10:00p	10:00p - 11:00p	11:00p - 12:00a	Max Departures
Year:	2025																		
Month:	July																		
01/07/2025	Tuesday	16,369	0	0	0	0	0	0	0	0	1,637	1,964	1,964	2,619	2,292	2,946	2,946	0	2,946
02/07/2025	Wednesday	18,707	0	0	0	0	0	0	0	0	1,871	2,245	2,245	2,993	2,619	3,367	3,367	0	3,367
03/07/2025	Thursday	21,825	0	0	0	0	0	0	0	0	2,183	2,619	2,619	3,492	3,056	3,929	3,929	0	3,929
04/07/2025	Friday	24,943	0	0	0	0	0	0	0	0	2,494	2,993	2,993	3,991	3,492	4,490	4,490	0	4,490
05/07/2025	Saturday	27,281	0	0	0	0	0	0	0	0	2,728	3,274	3,274	4,365	3,819	4,911	4,911	0	4,911
06/07/2025	Sunday	25,723	0	0	0	0	0	0	0	0	2,572	3,087	3,087	4,116	3,601	4,630	4,630	0	4,630
07/07/2025	Monday	21,046	0	0	0	0	0	0	0	0	2,105	2,525	2,525	3,367	2,946	3,788	3,788	0	3,788
08/07/2025	Tuesday	16,369	0	0	0	0	0	0	0	0	1,637	1,964	1,964	2,619	2,292	2,946	2,946	0	2,946
09/07/2025	Wednesday	18,707	0	0	0	0	0	0	0	0	1,871	2,245	2,245	2,993	2,619	3,367	3,367	0	3,367
10/07/2025	Thursday	21,825	0	0	0	0	0	0	0	0	2,183	2,619	2,619	3,492	3,056	3,929	3,929	0	3,929
11/07/2025	Friday	24,943	0	0	0	0	0	0	0	0	2,494	2,993	2,993	3,991	3,492	4,490	4,490	0	4,490
12/07/2025	Saturday	27,281	0	0	0	0	0	0	0	0	2,728	3,274	3,274	4,365	3,819	4,911	4,911	0	4,911
13/07/2025	Sunday	25,723	0	0	0	0	0	0	0	0	2,572	3,087	3,087	4,116	3,601	4,630	4,630	0	4,630
14/07/2025	Monday	21,046	0	0	0	0	0	0	0	0	2,105	2,525	2,525	3,367	2,946	3,788	3,788	0	3,788
15/07/2025	Tuesday	16,369	0	0	0	0	0	0	0	0	1,637	1,964	1,964	2,619	2,292	2,946	2,946	0	2,946
16/07/2025	Wednesday	18,707	0	0	0	0	0	0	0	0	1,871	2,245	2,245	2,993	2,619	3,367	3,367	0	3,367
17/07/2025	Thursday	21,825	0	0	0	0	0	0	0	0	2,183	2,619	2,619	3,492	3,056	3,929	3,929	0	3,929
18/07/2025	Friday	24,943	0	0	0	0	0	0	0	0	2,494	2,993	2,993	3,991	3,492	4,490	4,490	0	4,490
19/07/2025	Saturday	27,281	0	0	0	0	0	0	0	0	2,728	3,274	3,274	4,365	3,819	4,911	4,911	0	4,911
20/07/2025	Sunday	25,723	0	0	0	0	0	0	0	0	2,572	3,087	3,087	4,116	3,601	4,630	4,630	0	4,630
21/07/2025	Monday	21,046	0	0	0	0	0	0	0	0	2,105	2,525	2,525	3,367	2,946	3,788	3,788	0	3,788
22/07/2025	Tuesday	16,369	0	0	0	0	0	0	0	0	1,637	1,964	1,964	2,619	2,292	2,946	2,946	0	2,946
23/07/2025	Wednesday	18,707	0	0	0	0	0	0	0	0	1,871	2,245	2,245	2,993	2,619	3,367	3,367	0	3,367
24/07/2025	Thursday	21,825	0	0	0	0	0	0	0	0	2,183	2,619	2,619	3,492	3,056	3,929	3,929	0	3,929
25/07/2025	Friday	24,943	0	0	0	0	0	0	0	0	2,494	2,993	2,993	3,991	3,492	4,490	4,490	0	4,490
26/07/2025	Saturday	27,281	0	0	0	0	0	0	0	0	2,728	3,274	3,274	4,365	3,819	4,911	4,911	0	4,911
27/07/2025	Sunday	25,723	0	0	0	0	0	0	0	0	2,572	3,087	3,087	4,116	3,601	4,630	4,630	0	4,630
28/07/2025	Monday	21,046	0	0	0	0	0	0	0	0	2,105	2,525	2,525	3,367	2,946	3,788	3,788	0	3,788
29/07/2025	Tuesday	16,369	0	0	0	0	0	0	0	0	1,637	1,964	1,964	2,619	2,292	2,946	2,946	0	2,946
30/07/2025	Wednesday	18,707	0	0	0	0	0	0	0	0	1,871	2,245	2,245	2,993	2,619	3,367	3,367	0	3,367
31/07/2025	Thursday	21,825	0	0	0	0	0	0	0	0	2,183	2,619	2,619	3,492	3,056	3,929	3,929	0	3,929

Table MG 7.OS

London Resort - Main Gate		Illustrative Non-Hotel Peak On-Site - July 2025																		
		Attendance	8:00a	9:00a	10:00a	11:00a	12:00p	1:00p	2:00p	3:00p	4:00p	5:00p	6:00p	7:00p	8:00p	9:00p	10:00p	11:00p	12:00a	Max On-Site
Year:	2025																			
Month:	July																			
01/07/2025	Tuesday	16,369	0	0	1,310	4,092	6,548	8,839	11,458	13,422	15,059	14,732	12,768	10,803	8,184	5,893	2,946	0	0	15,059
02/07/2025	Wednesday	18,707	0	0	1,497	4,677	7,483	10,102	13,095	15,340	17,211	16,837	14,592	12,347	9,354	6,735	3,367	0	0	17,211
03/07/2025	Thursday	21,825	0	0	1,746	5,456	8,730	11,786	15,278	17,897	20,079	19,643	17,024	14,405	10,913	7,857	3,929	0	0	20,079
04/07/2025	Friday	24,943	0	0	1,995	6,236	9,977	13,469	17,460	20,453	22,948	22,449	19,456	16,462	12,472	8,979	4,490	0	0	22,948
05/07/2025	Saturday	27,281	0	0	2,183	6,820	10,913	14,732	19,097	22,371	25,099	24,553	21,280	18,006	13,641	9,821	4,911	0	0	25,099
06/07/2025	Sunday	25,723	0	0	2,058	6,431	10,289	13,890	18,006	21,092	23,665	23,150	20,064	16,977	12,861	9,260	4,630	0	0	23,665
07/07/2025	Monday	21,046	0	0	1,684	5,261	8,418	11,365	14,732	17,257	19,362	18,941	16,416	13,890	10,523	7,576	3,788	0	0	19,362
08/07/2025	Tuesday	16,369	0	0	1,310	4,092	6,548	8,839	11,458	13,422	15,059	14,732	12,768	10,803	8,184	5,893	2,946	0	0	15,059
09/07/2025	Wednesday	18,707	0	0	1,497	4,677	7,483	10,102	13,095	15,340	17,211	16,837	14,592	12,347	9,354	6,735	3,367	0	0	17,211
10/07/2025	Thursday	21,825	0	0	1,746	5,456	8,730	11,786	15,278	17,897	20,079	19,643	17,024	14,405	10,913	7,857	3,929	0	0	20,079
11/07/2025	Friday	24,943	0	0	1,995	6,236	9,977	13,469	17,460	20,453	22,948	22,449	19,456	16,462	12,472	8,979	4,490	0	0	22,948
12/07/2025	Saturday	27,281	0	0	2,183	6,820	10,913	14,732	19,097	22,371	25,099	24,553	21,280	18,006	13,641	9,821	4,911	0	0	25,099
13/07/2025	Sunday	25,723	0	0	2,058	6,431	10,289	13,890	18,006	21,092	23,665	23,150	20,064	16,977	12,861	9,260	4,630	0	0	23,665
14/07/2025	Monday	21,046	0	0	1,684	5,261	8,418	11,365	14,732	17,257	19,362	18,941	16,416	13,890	10,523	7,576	3,788	0	0	19,362
15/07/2025	Tuesday	16,369	0	0	1,310	4,092	6,548	8,839	11,458	13,422	15,059	14,732	12,768	10,803	8,184	5,893	2,946	0	0	15,059
16/07/2025	Wednesday	18,707	0	0	1,497	4,677	7,483	10,102	13,095	15,340	17,211	16,837	14,592	12,347	9,354	6,735	3,367	0	0	17,211
17/07/2025	Thursday	21,825	0	0	1,746	5,456	8,730	11,786	15,278	17,897	20,079	19,643	17,024	14,405	10,913	7,857	3,929	0	0	20,079
18/07/2025	Friday	24,943	0	0	1,995	6,236	9,977	13,469	17,460	20,453	22,948	22,449	19,456	16,462	12,472	8,979	4,490	0	0	22,948
19/07/2025	Saturday	27,281	0	0	2,183	6,820	10,913	14,732	19,097	22,371	25,099	24,553	21,280	18,006	13,641	9,821	4,911	0	0	25,099
20/07/2025	Sunday	25,723	0	0	2,058	6,431	10,289	13,890	18,006	21,092	23,665	23,150	20,064	16,977	12,861	9,260	4,630	0	0	23,665
21/07/2025	Monday	21,046	0	0	1,684	5,261	8,418	11,365	14,732	17,257	19,362	18,941	16,416	13,890	10,523	7,576	3,788	0	0	19,362
22/07/2025	Tuesday	16,369	0	0	1,310	4,092	6,548	8,839	11,458	13,422	15,059	14,732	12,768	10,803	8,184	5,893	2,946	0	0	15,059
23/07/2025	Wednesday	18,707	0	0	1,497	4,677	7,483	10,102	13,095	15,340	17,211	16,837	14,592	12,347	9,354	6,735	3,367	0	0	17,211
24/07/2025	Thursday	21,825	0	0	1,746	5,456	8,730	11,786	15,278	17,897	20,079	19,643	17,024	14,405	10,913	7,857	3,929	0	0	20,079
25/07/2025	Friday	24,943	0	0	1,995	6,236	9,977	13,469	17,460	20,453	22,948	22,449	19,456	16,462	12,472	8,979	4,490	0	0	22,948
26/07/2025	Saturday	27,281	0	0	2,183	6,820	10,913	14,732	19,097	22,371	25,099	24,553	21,280	18,006	13,641	9,821	4,911	0	0	25,099
27/07/2025	Sunday	25,723	0	0	2,058	6,431	10,289	13,890	18,006	21,092	23,665	23,150	20,064	16,977	12,861	9,260	4,630	0	0	23,665
28/07/2025	Monday	21,046	0	0	1,684	5,261	8,418	11,365	14,732	17,257	19,362	18,941	16,416	13,890	10,523	7,576	3,788	0	0	19,362
29/07/2025	Tuesday	16,369	0	0	1,310	4,092	6,548	8,839	11,458	13,422	15,059	14,732	12,768	10,803	8,184	5,893	2,946	0	0	15,059
30/07/2025	Wednesday	18,707	0	0	1,497	4,677	7,483	10,102	13,095	15,340	17,211	16,837	14,592	12,347	9,354	6,735	3,367	0	0	17,211
31/07/2025	Thursday	21,825	0	0	1,746	5,456	8,730	11,786	15,278	17,897	20,079	19,643	17,024	14,405	10,913	7,857	3,929	0	0	20,079

Table RDE 1.0

London Resort - RD+E

Illustrative Non-Hotel Annual Attendance Summary - Year 2024 - 2029

Year	Year Modeled								
	2024	2025	2026	2027	2028	2029	2030	2031	2032
RD+E Annual Attendance ¹	1,559,492	2,053,479	2,487,987	2,659,596	2,787,251	3,604,440	3,785,593	3,960,208	4,119,829
Hotel as % of Annual ¹	44%	41%	38%	39%	39%	47%	47%	46%	46%
Parks as a % of Annual ¹	35%	30%	27%	27%	28%	27%	27%	27%	28%
RD+E Annual Non-Hotel, Non-Park Attendance ¹	320,690	583,852	871,645	901,863	933,419	966,386	1,000,835	1,036,840	1,074,477
Number of Operating Days (Closed Christmas & New Years Day)						365			
Peak Month									
Peak Month Attendance	38,483	70,062	104,597	108,224	112,010	115,966	120,100	124,421	128,937
Peak Month as a Percent of Annual ¹	12.0%	12.0%	12.0%	12.0%	12.0%	12.0%	12.0%	12.0%	12.0%
Average Peak Month Week									
Average Week as % of Peak Month ¹	23%	23%	23%	23%	23%	23%	23%	23%	23%
Average Peak Month Weekly Attendance	8,659	15,764	23,534	24,350	25,202	26,092	27,023	27,995	29,011
Design Day Attendance									
As a Percent of Average Peak Week ¹	17.50%	17.50%	17.50%	17.50%	17.50%	17.50%	17.50%	17.50%	17.50%
Design Day Based on Top 10% Attendance Days	1,515	2,759	4,119	4,261	4,410	4,566	4,729	4,899	5,077
Design Day as a Percent Annual	0.47%	0.47%	0.47%	0.47%	0.47%	0.47%	0.47%	0.47%	0.47%
Peak Day									
Peak Day as a % of Design Day ¹	120%	120%	120%	120%	120%	120%	120%	120%	120%
Peak Day	1,818	3,310	4,942	5,114	5,292	5,479	5,675	5,879	6,092
Peak Day as Day of Week									
As a Percent of Average Peak Week	21.00%	21.00%	21.00%	21.00%	21.00%	21.00%	21.00%	21.00%	21.00%

Reference Point: Disneyland Paris:

Peak month = August at 14%

Design day % of annual = 0.54-0.56%

¹Source: LDP

Table RDE 2.0

London Resort - RD+E											
Projected Monthly Attendance Based on Benchmark London Attractions											
	Benchmark	Annual	2024	2025	2026	2027	2028	2029	2030	2031	2032
	Attractions	Distribution	Attendance	Attendance	Attendance	Attendance	Attendance	Attendance	Attendance	Attendance	Attendance
January	3.7%	5.0%	16,035	29,193	43,582	45,093	46,671	48,319	50,042	51,842	53,724
February	5.6%	6.0%	19,241	35,031	52,299	54,112	56,005	57,983	60,050	62,210	64,469
March	7.9%	8.0%	25,655	46,708	69,732	72,149	74,674	77,311	80,067	82,947	85,958
April	11.0%	10.0%	32,069	58,385	87,165	90,186	93,342	96,639	100,084	103,684	107,448
May	7.8%	9.0%	28,862	52,547	78,448	81,168	84,008	86,975	90,075	93,316	96,703
June	9.4%	10.0%	32,069	58,385	87,165	90,186	93,342	96,639	100,084	103,684	107,448
July	14.0%	12.0%	38,483	70,062	104,597	108,224	112,010	115,966	120,100	124,421	128,937
August	12.4%	12.0%	38,483	70,062	104,597	108,224	112,010	115,966	120,100	124,421	128,937
September	7.3%	9.0%	28,862	52,547	78,448	81,168	84,008	86,975	90,075	93,316	96,703
October	8.7%	8.0%	25,655	46,708	69,732	72,149	74,674	77,311	80,067	82,947	85,958
November	5.2%	4.0%	12,828	23,354	34,866	36,075	37,337	38,655	40,033	41,474	42,979
December	7.0%	7.0%	22,448	40,870	61,015	63,130	65,339	67,647	70,058	72,579	75,213
Total Annual	100%	100.0%	320,690	583,852	871,645	901,863	933,419	966,386	1,000,835	1,036,840	1,074,477

Table RDE 3.0

	Attendance Distribution by Day of Week							Total
	Monday	Tuesday	Wednesday	Thursday	Friday	Saturday	Sunday	
January	13.0%	8.0%	10.0%	13.0%	15.0%	22.0%	19.0%	100%
February	13.0%	8.0%	10.0%	13.0%	15.0%	22.0%	19.0%	100%
March	13.0%	9.0%	10.0%	13.0%	15.0%	21.0%	19.0%	100%
April	13.0%	9.0%	10.0%	13.0%	15.0%	21.0%	19.0%	100%
May	13.5%	10.0%	11.5%	13.5%	15.5%	18.5%	17.5%	100%
June	13.5%	10.0%	11.5%	13.5%	15.5%	18.5%	17.5%	100%
July	13.5%	10.5%	12.0%	14.0%	16.0%	17.5%	16.5%	100%
August	13.5%	10.5%	12.0%	14.0%	16.0%	17.5%	16.5%	100%
September	13.5%	10.0%	11.5%	13.5%	15.5%	18.5%	17.5%	100%
October	13.0%	9.0%	10.0%	13.0%	15.0%	21.0%	19.0%	100%
November	13.0%	8.0%	10.0%	13.0%	15.0%	22.0%	19.0%	100%
December	13.0%	8.0%	10.0%	13.0%	15.0%	22.0%	19.0%	100%

Table RDE 5.0

London Resort - RD+E																				
Illustrative Non-Onsite Visitor Arrival - Departure Patterns																				
	before	8:00a -	9:00a -	10:00a -	11:00a -	12:00p -	1:00p -	2:00p -	3:00p -	4:00p -	5:00p -	6:00p -	7:00p -	8:00p -	9:00p -	10:00p -	11:00p -	12:00a	TOTAL	MAX
	8:00a	9:00a	10:00a	11:00a	12:00p	1:00p	2:00p	3:00p	4:00p	5:00p	6:00p	7:00p	8:00p	9:00p	10:00p	11:00p	12:00a			

Holiday Periods Operations

RD+E - Opening Time		10:00 AM																		
RE+E - Closing Time		11:00 PM																		
Arriving	Holiday	0%	0%	0%	2%	7%	8%	2%	1%	2%	4%	17%	35%	20%	2%	0%	0%	0%	100%	35%
Departing	Holiday	0%	0%	0%	0%	0%	2%	7%	8%	2%	1%	2%	4%	17%	35%	20%	2%	100%	35%	
On-site	Holiday	0.0%	0.0%	0.0%	2.0%	9.0%	17.0%	17.0%	11.0%	5.0%	7.0%	23.0%	56.0%	72.0%	57.0%	22.0%	2.0%	0.0%	300%	72%

Peak Period Operations

RD+E - Opening Time		10:00 AM																		
RE+E - Closing Time		11:00 PM																		
Arriving	Peak	0%	0%	0%	2%	7%	8%	2%	1%	2%	4%	17%	35%	20%	2%	0%	0%	100%	35%	
Departing	Peak	0%	0%	0%	0%	0%	2%	7%	8%	2%	1%	2%	4%	17%	35%	20%	2%	100%	35%	
On-site	Peak	0.0%	0.0%	0.0%	2.0%	9.0%	17.0%	17.0%	11.0%	5.0%	7.0%	23.0%	56.0%	72.0%	57.0%	22.0%	2.0%	0.0%	300%	72%

Typical Operating Day Sunday Through Thursday

RD+E - Opening Time		10:00 AM																	
RE+E - Closing Time		10:00 PM																	
Arriving	Typical	0%	0%	0%	9%	4%	3%	4%	6%	17%	35%	20%	2%	0%	0%	0%	0%	100%	35%
Departing	Typical	0%	0%	0%	0%	2%	7%	8%	2%	1%	2%	4%	17%	35%	20%	2%	0%	100%	35%
On-site	Typical	0.0%	0.0%	0.0%	9.0%	11.0%	7.0%	3.0%	7.0%	23.0%	56.0%	72.0%	57.0%	22.0%	2.0%	0.0%	0.0%	269%	72%

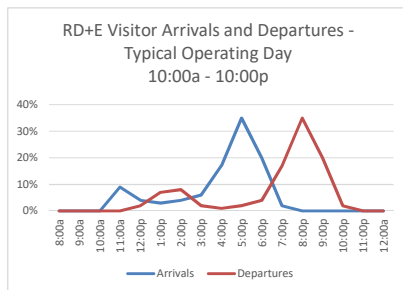
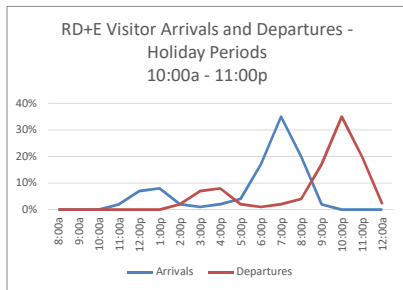


Table RDE 6.0

London Resort - RD+E									
Illustrative Non-Onsite Daily Attendance: Year 2025									
Week Number	Month	Daily							Total
		Monday	Tuesday	Wednesday	Thursday	Friday	Saturday	Sunday	
1	January	0	0	764	863	996	1,461	1,262	5,347
2	January	863	531	664	863	996	1,461	1,262	6,642
3	January	863	531	664	863	996	1,461	1,262	6,642
4	January	863	531	664	863	996	1,461	1,262	6,642
5	January	863	531	664	863	996	1,927	1,664	7,510
6	February	1,139	701	876	1,139	1,314	1,927	1,664	8,758
7	February	1,139	701	876	1,139	1,314	1,927	1,664	8,758
8	February	1,139	701	876	1,139	1,314	1,927	1,664	8,758
9	February	1,139	701	876	1,139	1,314	2,165	1,959	9,291
10	March	1,340	928	1,031	1,340	1,547	2,165	1,959	10,311
11	March	1,340	928	1,031	1,340	1,547	2,165	1,959	10,311
12	March	1,340	928	1,031	1,340	1,547	2,165	1,959	10,311
13	March	1,340	928	1,031	1,340	1,547	2,165	1,959	10,311
14	March	1,340	1,233	1,370	1,781	2,056	2,878	2,604	13,263
15	April	1,781	1,233	1,370	1,781	2,056	2,878	2,604	13,704
16	April	1,781	1,233	1,370	1,781	2,364	2,878	2,994	14,403
17	April	2,049	1,233	1,370	1,781	2,056	2,878	2,604	13,971
18	April	1,781	1,233	1,370	1,557	1,788	2,134	2,018	11,882
19	May	2,024	1,153	1,326	1,557	1,788	2,134	2,018	12,001
20	May	1,557	1,153	1,326	1,557	1,788	2,134	2,018	11,534
21	May	1,557	1,153	1,326	1,557	1,788	2,134	2,018	11,534
22	May	2,024	1,153	1,326	1,557	1,788	2,134	2,371	12,353
23	June	1,829	1,355	1,558	1,829	2,100	2,506	2,371	13,546
24	June	1,829	1,355	1,558	1,829	2,100	2,506	2,371	13,546
25	June	1,829	1,355	1,558	1,829	2,100	2,506	2,371	13,546
26	June	1,829	1,355	1,558	1,829	2,100	2,506	2,371	13,546
27	June	1,829	1,685	1,926	2,247	2,568	2,809	2,648	15,713
28	July	2,167	1,685	1,926	2,247	2,568	2,809	2,648	16,051
29	July	2,167	1,685	1,926	2,247	2,568	2,809	2,648	16,051
30	July	2,167	1,685	1,926	2,247	2,568	2,809	2,648	16,051
31	July	2,167	1,685	1,926	2,247	2,469	2,700	2,546	15,741
32	August	2,083	1,620	1,852	2,160	2,469	2,700	2,546	15,431
33	August	2,083	1,620	1,852	2,160	2,469	2,700	2,546	15,431
34	August	2,083	1,620	1,852	2,160	2,469	2,700	2,546	15,431
35	August	2,708	1,620	1,852	2,160	2,469	2,700	2,546	16,055
36	September	1,675	1,241	1,427	1,675	1,923	2,295	2,171	12,408
37	September	1,675	1,241	1,427	1,675	1,923	2,295	2,171	12,408
38	September	1,675	1,241	1,427	1,675	1,923	2,295	2,171	12,408
39	September	1,675	1,241	1,427	1,675	1,923	2,295	2,171	12,408
40	September	1,675	1,241	1,066	1,386	1,600	2,239	2,026	11,234
41	October	1,386	960	1,066	1,386	1,600	2,239	2,026	10,664
42	October	1,386	960	1,066	1,386	1,600	2,239	2,026	10,664
43	October	1,386	960	1,066	1,386	1,600	2,239	2,026	10,664
44	October	1,386	960	1,066	1,386	1,600	1,163	1,004	8,565
45	November	687	423	555	687	793	1,163	1,004	5,311
46	November	687	444	528	687	793	1,163	1,004	5,306
47	November	687	423	528	687	793	1,163	1,004	5,285
48	November	687	423	528	687	793	1,163	1,004	5,285
49	December	1,215	747	934	1,215	1,401	2,055	1,775	9,343
50	December	1,215	747	934	1,215	1,401	2,055	1,775	9,343
51	December	1,215	747	934	1,215	1,401	2,055	1,775	9,343
52	December	1,215	747	934	1,397	1,822	2,055	1,775	9,945

Table RDE 7.Ar

London Resort - RD+E																				
Illustrative Non-Onsite Daily Arrivals - July 2025																				
		Attendance	before 8:00a	8:00a - 9:00a	9:00a - 10:00a	10:00a - 11:00a	11:00a - 12:00p	12:00p - 1:00p	1:00p - 2:00p	2:00p - 3:00p	3:00p - 4:00p	4:00p - 5:00p	5:00p - 6:00p	6:00p - 7:00p	7:00p - 8:00p	8:00p - 9:00p	9:00p - 10:00p	10:00p - 11:00p	11:00p - 12:00a	Max Arrivals
Year:	2025																			
Month:	August																			
01/07/2025	Tuesday	1,685	0	0	0	34	118	135	34	17	34	67	287	590	337	34	0	0	0	590
02/07/2025	Wednesday	1,926	0	0	0	39	135	154	39	19	39	77	327	674	385	39	0	0	0	674
03/07/2025	Thursday	2,247	0	0	0	45	157	180	45	22	45	90	382	786	449	45	0	0	0	786
04/07/2025	Friday	2,568	0	0	0	51	180	205	51	26	51	103	437	899	514	51	0	0	0	899
05/07/2025	Saturday	2,809	0	0	0	56	197	225	56	28	56	112	478	983	562	56	0	0	0	983
06/07/2025	Sunday	2,648	0	0	0	53	185	212	53	26	53	106	450	927	530	53	0	0	0	927
07/07/2025	Monday	2,167	0	0	0	43	152	173	43	22	43	87	368	758	433	43	0	0	0	758
08/07/2025	Tuesday	1,685	0	0	0	34	118	135	34	17	34	67	287	590	337	34	0	0	0	590
09/07/2025	Wednesday	1,926	0	0	0	39	135	154	39	19	39	77	327	674	385	39	0	0	0	674
10/07/2025	Thursday	2,247	0	0	0	45	157	180	45	22	45	90	382	786	449	45	0	0	0	786
11/07/2025	Friday	2,568	0	0	0	51	180	205	51	26	51	103	437	899	514	51	0	0	0	899
12/07/2025	Saturday	2,809	0	0	0	56	197	225	56	28	56	112	478	983	562	56	0	0	0	983
13/07/2025	Sunday	2,648	0	0	0	53	185	212	53	26	53	106	450	927	530	53	0	0	0	927
14/07/2025	Monday	2,167	0	0	0	43	152	173	43	22	43	87	368	758	433	43	0	0	0	758
15/07/2025	Tuesday	1,685	0	0	0	34	118	135	34	17	34	67	287	590	337	34	0	0	0	590
16/07/2025	Wednesday	1,926	0	0	0	39	135	154	39	19	39	77	327	674	385	39	0	0	0	674
17/07/2025	Thursday	2,247	0	0	0	45	157	180	45	22	45	90	382	786	449	45	0	0	0	786
18/07/2025	Friday	2,568	0	0	0	51	180	205	51	26	51	103	437	899	514	51	0	0	0	899
19/07/2025	Saturday	2,809	0	0	0	56	197	225	56	28	56	112	478	983	562	56	0	0	0	983
20/07/2025	Sunday	2,648	0	0	0	53	185	212	53	26	53	106	450	927	530	53	0	0	0	927
21/07/2025	Monday	2,167	0	0	0	43	152	173	43	22	43	87	368	758	433	43	0	0	0	758
22/07/2025	Tuesday	1,685	0	0	0	34	118	135	34	17	34	67	287	590	337	34	0	0	0	590
23/07/2025	Wednesday	1,926	0	0	0	39	135	154	39	19	39	77	327	674	385	39	0	0	0	674
24/07/2025	Thursday	2,247	0	0	0	45	157	180	45	22	45	90	382	786	449	45	0	0	0	786
25/07/2025	Friday	2,568	0	0	0	51	180	205	51	26	51	103	437	899	514	51	0	0	0	899
26/07/2025	Saturday	2,809	0	0	0	56	197	225	56	28	56	112	478	983	562	56	0	0	0	983
27/07/2025	Sunday	2,648	0	0	0	53	185	212	53	26	53	106	450	927	530	53	0	0	0	927
28/07/2025	Monday	2,167	0	0	0	43	152	173	43	22	43	87	368	758	433	43	0	0	0	758
29/07/2025	Tuesday	1,685	0	0	0	34	118	135	34	17	34	67	287	590	337	34	0	0	0	590
30/07/2025	Wednesday	1,926	0	0	0	39	135	154	39	19	39	77	327	674	385	39	0	0	0	674
31/07/2025	Thursday	2,247	0	0	0	45	157	180	45	22	45	90	382	786	449	45	0	0	0	786

Table RDE 7.Dp

London Resort - RD+E																				
Illustrative Non-Onsite Daily Departures - July 2025																				
Attendance		before 8:00a	8:00a - 9:00a	9:00a - 10:00a	10:00a - 11:00a	11:00a - 12:00p	12:00p - 1:00p	1:00p - 2:00p	2:00p - 3:00p	3:00p - 4:00p	4:00p - 5:00p	5:00p - 6:00p	6:00p - 7:00p	7:00p - 8:00p	8:00p - 9:00p	9:00p - 10:00p	10:00p - 11:00p	11:00p - 12:00a	Max Departures	
Year:	2025																			
Month:	July																			
01/07/2025	Tuesday	1,685	0	0	0	0	0	34	118	135	34	17	34	67	287	590	337	34	590	
02/07/2025	Wednesday	1,926	0	0	0	0	0	39	135	154	39	19	39	77	327	674	385	39	674	
03/07/2025	Thursday	2,247	0	0	0	0	0	45	157	180	45	22	45	90	382	786	449	45	786	
04/07/2025	Friday	2,568	0	0	0	0	0	51	180	205	51	26	51	103	437	899	514	51	899	
05/07/2025	Saturday	2,809	0	0	0	0	0	56	197	225	56	28	56	112	478	983	562	56	983	
06/07/2025	Sunday	2,648	0	0	0	0	0	53	185	212	53	26	53	106	450	927	530	53	927	
07/07/2025	Monday	2,167	0	0	0	0	0	43	152	173	43	22	43	87	368	758	433	43	758	
08/07/2025	Tuesday	1,685	0	0	0	0	0	34	118	135	34	17	34	67	287	590	337	34	590	
09/07/2025	Wednesday	1,926	0	0	0	0	0	39	135	154	39	19	39	77	327	674	385	39	674	
10/07/2025	Thursday	2,247	0	0	0	0	0	45	157	180	45	22	45	90	382	786	449	45	786	
11/07/2025	Friday	2,568	0	0	0	0	0	51	180	205	51	26	51	103	437	899	514	51	899	
12/07/2025	Saturday	2,809	0	0	0	0	0	56	197	225	56	28	56	112	478	983	562	56	983	
13/07/2025	Sunday	2,648	0	0	0	0	0	53	185	212	53	26	53	106	450	927	530	53	927	
14/07/2025	Monday	2,167	0	0	0	0	0	43	152	173	43	22	43	87	368	758	433	43	758	
15/07/2025	Tuesday	1,685	0	0	0	0	0	34	118	135	34	17	34	67	287	590	337	34	590	
16/07/2025	Wednesday	1,926	0	0	0	0	0	39	135	154	39	19	39	77	327	674	385	39	674	
17/07/2025	Thursday	2,247	0	0	0	0	0	45	157	180	45	22	45	90	382	786	449	45	786	
18/07/2025	Friday	2,568	0	0	0	0	0	51	180	205	51	26	51	103	437	899	514	51	899	
19/07/2025	Saturday	2,809	0	0	0	0	0	56	197	225	56	28	56	112	478	983	562	56	983	
20/07/2025	Sunday	2,648	0	0	0	0	0	53	185	212	53	26	53	106	450	927	530	53	927	
21/07/2025	Monday	2,167	0	0	0	0	0	43	152	173	43	22	43	87	368	758	433	43	758	
22/07/2025	Tuesday	1,685	0	0	0	0	0	34	118	135	34	17	34	67	287	590	337	34	590	
23/07/2025	Wednesday	1,926	0	0	0	0	0	39	135	154	39	19	39	77	327	674	385	39	674	
24/07/2025	Thursday	2,247	0	0	0	0	0	45	157	180	45	22	45	90	382	786	449	45	786	
25/07/2025	Friday	2,568	0	0	0	0	0	51	180	205	51	26	51	103	437	899	514	51	899	
26/07/2025	Saturday	2,809	0	0	0	0	0	56	197	225	56	28	56	112	478	983	562	56	983	
27/07/2025	Sunday	2,648	0	0	0	0	0	53	185	212	53	26	53	106	450	927	530	53	927	
28/07/2025	Monday	2,167	0	0	0	0	0	43	152	173	43	22	43	87	368	758	433	43	758	
29/07/2025	Tuesday	1,685	0	0	0	0	0	34	118	135	34	17	34	67	287	590	337	34	590	
30/07/2025	Wednesday	1,926	0	0	0	0	0	39	135	154	39	19	39	77	327	674	385	39	674	
31/07/2025	Thursday	2,247	0	0	0	0	0	45	157	180	45	22	45	90	382	786	449	45	786	

Table RDE 7.0S

London Resort - RD+E		Illustrative Non-Onsite Peak On-Site - July 2025																		
		Attendance	8:00a	9:00a	10:00a	11:00a	12:00p	1:00p	2:00p	3:00p	4:00p	5:00p	6:00p	7:00p	8:00p	9:00p	10:00p	11:00p	12:00a	Max On-Site
Year:	2025																			
Month:	July																			
01/07/2025	Tuesday	1,685	0	0	0	34	152	287	287	185	84	118	388	944	1,213	961	371	34	0	1,213
02/07/2025	Wednesday	1,926	0	0	0	39	173	327	327	212	96	135	443	1,079	1,387	1,098	424	39	0	1,387
03/07/2025	Thursday	2,247	0	0	0	45	202	382	382	247	112	157	517	1,258	1,618	1,281	494	45	0	1,618
04/07/2025	Friday	2,568	0	0	0	51	231	437	437	282	128	180	591	1,438	1,849	1,464	565	51	0	1,849
05/07/2025	Saturday	2,809	0	0	0	56	253	478	478	309	140	197	646	1,573	2,022	1,601	618	56	0	2,022
06/07/2025	Sunday	2,648	0	0	0	53	238	450	450	291	132	185	609	1,483	1,907	1,510	583	53	0	1,907
07/07/2025	Monday	2,167	0	0	0	43	195	368	368	238	108	152	498	1,213	1,560	1,235	477	43	0	1,560
08/07/2025	Tuesday	1,685	0	0	0	34	152	287	287	185	84	118	388	944	1,213	961	371	34	0	1,213
09/07/2025	Wednesday	1,926	0	0	0	39	173	327	327	212	96	135	443	1,079	1,387	1,098	424	39	0	1,387
10/07/2025	Thursday	2,247	0	0	0	45	202	382	382	247	112	157	517	1,258	1,618	1,281	494	45	0	1,618
11/07/2025	Friday	2,568	0	0	0	51	231	437	437	282	128	180	591	1,438	1,849	1,464	565	51	0	1,849
12/07/2025	Saturday	2,809	0	0	0	56	253	478	478	309	140	197	646	1,573	2,022	1,601	618	56	0	2,022
13/07/2025	Sunday	2,648	0	0	0	53	238	450	450	291	132	185	609	1,483	1,907	1,510	583	53	0	1,907
14/07/2025	Monday	2,167	0	0	0	43	195	368	368	238	108	152	498	1,213	1,560	1,235	477	43	0	1,560
15/07/2025	Tuesday	1,685	0	0	0	34	152	287	287	185	84	118	388	944	1,213	961	371	34	0	1,213
16/07/2025	Wednesday	1,926	0	0	0	39	173	327	327	212	96	135	443	1,079	1,387	1,098	424	39	0	1,387
17/07/2025	Thursday	2,247	0	0	0	45	202	382	382	247	112	157	517	1,258	1,618	1,281	494	45	0	1,618
18/07/2025	Friday	2,568	0	0	0	51	231	437	437	282	128	180	591	1,438	1,849	1,464	565	51	0	1,849
19/07/2025	Saturday	2,809	0	0	0	56	253	478	478	309	140	197	646	1,573	2,022	1,601	618	56	0	2,022
20/07/2025	Sunday	2,648	0	0	0	53	238	450	450	291	132	185	609	1,483	1,907	1,510	583	53	0	1,907
21/07/2025	Monday	2,167	0	0	0	43	195	368	368	238	108	152	498	1,213	1,560	1,235	477	43	0	1,560
22/07/2025	Tuesday	1,685	0	0	0	34	152	287	287	185	84	118	388	944	1,213	961	371	34	0	1,213
23/07/2025	Wednesday	1,926	0	0	0	39	173	327	327	212	96	135	443	1,079	1,387	1,098	424	39	0	1,387
24/07/2025	Thursday	2,247	0	0	0	45	202	382	382	247	112	157	517	1,258	1,618	1,281	494	45	0	1,618
25/07/2025	Friday	2,568	0	0	0	51	231	437	437	282	128	180	591	1,438	1,849	1,464	565	51	0	1,849
26/07/2025	Saturday	2,809	0	0	0	56	253	478	478	309	140	197	646	1,573	2,022	1,601	618	56	0	2,022
27/07/2025	Sunday	2,648	0	0	0	53	238	450	450	291	132	185	609	1,483	1,907	1,510	583	53	0	1,907
28/07/2025	Monday	2,167	0	0	0	43	195	368	368	238	108	152	498	1,213	1,560	1,235	477	43	0	1,560
29/07/2025	Tuesday	1,685	0	0	0	34	152	287	287	185	84	118	388	944	1,213	961	371	34	0	1,213
30/07/2025	Wednesday	1,926	0	0	0	39	173	327	327	212	96	135	443	1,079	1,387	1,098	424	39	0	1,387
31/07/2025	Thursday	2,247	0	0	0	45	202	382	382	247	112	157	517	1,258	1,618	1,281	494	45	0	1,618

Table WP 1.0

London Resort - Waterpark									
Illustrative Non-Hotel Annual Attendance Summary - Year 2024 - 2029									
Year	Year Modeled								
	2024	2025	2026	2027	2028	2029	2030	2031	2032
Waterpark Annual Attendance ¹	585,027	621,604	637,448	672,086	696,790	765,578	776,722	785,289	792,553
On-site Visitors as a % of Annual ¹	46%	53%	58%	60%	61%	65%	65%	65%	65%
Waterpark Annual Non-Hotel, Non-Park Attendance ¹	315,624	291,203	266,383	267,981	269,535	271,056	272,549	274,010	275,441
Number of Operating Days (Closed Christmas & New Years Day)						365			
Peak Month									
Peak Month Attendance	47,344	43,680	39,957	40,197	40,430	40,658	40,882	41,102	41,316
Peak Month as a Percent of Annual ¹	15.0%	15.0%	15.0%	15.0%	15.0%	15.0%	15.0%	15.0%	15.0%
Average Peak Month Week									
Average Week as % of Peak Month ¹	23%	23%	23%	23%	23%	23%	23%	23%	23%
Average Peak Month Weekly Attendance	10,652	9,828	8,990	9,044	9,097	9,148	9,199	9,248	9,296
Design Day Attendance									
As a Percent of Average Peak Week ¹	17.50%	17.50%	17.50%	17.50%	17.50%	17.50%	17.50%	17.50%	17.50%
Design Day Based on Top 10% Attendance Days	1,864	1,720	1,573	1,583	1,592	1,601	1,610	1,618	1,627
Design Day as a Percent Annual	0.59%	0.59%	0.59%	0.59%	0.59%	0.59%	0.59%	0.59%	0.59%
Peak Day									
Peak Day as a % of Design Day ¹	120%	120%	120%	120%	120%	120%	120%	120%	120%
Peak Day	2,237	2,064	1,888	1,899	1,910	1,921	1,932	1,942	1,952
Peak Day as Day of Week									
As a Percent of Average Peak Week	21.00%	21.00%	21.00%	21.00%	21.00%	21.00%	21.00%	21.00%	21.00%

Reference Point: Disneyland Paris:

Peak month = August at 14%

Design day % of annual = 0.54-0.56%

¹Source: LDP

Table WP 2.0

London Resort - Waterpark											
Projected Monthly Attendance Based on Benchmark London Attractions											
	Benchmark	Annual	2024	2025	2026	2027	2028	2029	2030	2031	2032
	Attractions	Distribution	Attendance	Attendance	Attendance	Attendance	Attendance	Attendance	Attendance	Attendance	Attendance
January	3.7%	4.0%	12,625	11,648	10,655	10,719	10,781	10,842	10,902	10,960	11,018
February	5.6%	5.5%	17,359	16,016	14,651	14,739	14,824	14,908	14,990	15,071	15,149
March	7.9%	7.0%	22,094	20,384	18,647	18,759	18,867	18,974	19,078	19,181	19,281
April	11.0%	11.0%	34,719	32,032	29,302	29,478	29,649	29,816	29,980	30,141	30,299
May	7.8%	7.0%	22,094	20,384	18,647	18,759	18,867	18,974	19,078	19,181	19,281
June	9.4%	10.0%	31,562	29,120	26,638	26,798	26,954	27,106	27,255	27,401	27,544
July	14.0%	15.0%	47,344	43,680	39,957	40,197	40,430	40,658	40,882	41,102	41,316
August	12.4%	13.5%	42,609	39,312	35,962	36,177	36,387	36,593	36,794	36,991	37,185
September	7.3%	9.0%	28,406	26,208	23,974	24,118	24,258	24,395	24,529	24,661	24,790
October	8.7%	7.5%	23,672	21,840	19,979	20,099	20,215	20,329	20,441	20,551	20,658
November	5.2%	4.0%	12,625	11,648	10,655	10,719	10,781	10,842	10,902	10,960	11,018
December	7.0%	6.5%	20,516	18,928	17,315	17,419	17,520	17,619	17,716	17,811	17,904
Total Annual	100%	100.0%	315,624	291,203	266,383	267,981	269,535	271,056	272,549	274,010	275,441

Table WP 3.0

London Resort - Waterpark								
Average Weekday Distribution of Attendance								
	Attendance Distribution by Day of Week							
	Monday	Tuesday	Wednesday	Thursday	Friday	Saturday	Sunday	Total
January	13.0%	8.0%	10.0%	13.0%	15.0%	22.0%	19.0%	100%
February	13.0%	8.0%	10.0%	13.0%	15.0%	22.0%	19.0%	100%
March	13.0%	9.0%	10.0%	13.0%	15.0%	21.0%	19.0%	100%
April	13.0%	9.0%	10.0%	13.0%	15.0%	21.0%	19.0%	100%
May	13.5%	10.0%	11.5%	13.5%	15.5%	18.5%	17.5%	100%
June	13.5%	10.0%	11.5%	13.5%	15.5%	18.5%	17.5%	100%
July	13.5%	10.5%	12.0%	14.0%	16.0%	17.5%	16.5%	100%
August	13.5%	10.5%	12.0%	14.0%	16.0%	17.5%	16.5%	100%
September	13.5%	10.0%	11.5%	13.5%	15.5%	18.5%	17.5%	100%
October	13.0%	9.0%	10.0%	13.0%	15.0%	21.0%	19.0%	100%
November	13.0%	8.0%	10.0%	13.0%	15.0%	22.0%	19.0%	100%
December	13.0%	8.0%	10.0%	13.0%	15.0%	22.0%	19.0%	100%

Table WP 5.0

London Resort - Waterpark																					
Illustrative Non-Hotel Visitor Arrival - Departure Patterns																					
		before	8:00a -	9:00a -	10:00a -	11:00a -	12:00p -	1:00p -	2:00p -	3:00p -	4:00p -	5:00p -	6:00p -	7:00p -	8:00p -	9:00p -	10:00p -	11:00p -			
		8:00a	9:00a	10:00a	11:00a	12:00p	1:00p	2:00p	3:00p	4:00p	5:00p	6:00p	7:00p	8:00p	9:00p	10:00p	11:00p	12:00a	TOTAL	MAX	
Holiday Periods Operations																					
WP - Opening Time	10:00 AM																				
WP - Closing Time	8:00 PM																				
Arriving	Holiday	0%	0%	0%	20%	24%	15%	14%	11%	9%	7%	0%	0%	0%	0%	0%	0%	0%	100%	24%	
Departing	Holiday	0%	0%	0%	0%	0%	0%	4%	7%	15%	19%	28%	27%	0%	0%	0%	0%	0%	100%	28%	
On-site	Holiday	0.0%	0.0%	0.0%	20.0%	44.0%	59.0%	73.0%	80.0%	82.0%	74.0%	55.0%	27.0%	0.0%	0.0%	0.0%	0.0%	0.0%	514%	82%	
Peak Periods Operations																					
WP - Opening Time	10:00 AM																				
WP - Closing Time	8:00 PM																				
Arriving	Peak	0%	0%	0%	20%	24%	15%	14%	11%	9%	7%	0%	0%	0%	0%	0%	0%	0%	100%	24%	
Departing	Peak	0%	0%	0%	0%	0%	0%	4%	7%	15%	19%	28%	27%	0%	0%	0%	0%	0%	100%	28%	
On-site	Peak	0.0%	0.0%	0.0%	20.0%	44.0%	59.0%	73.0%	80.0%	82.0%	74.0%	55.0%	27.0%	0.0%	0.0%	0.0%	0.0%	0.0%	514%	82%	
Typical Operating Day Sunday Through Thursday																					
WP - Opening Time	10:00 AM																				
WP - Closing Time	6:00 PM																				
Arriving	Typical	0%	0%	0%	20%	24%	15%	14%	11%	9%	7%	0%	0%	0%	0%	0%	0%	0%	100%	24%	
Departing	Typical	0%	0%	0%	0%	0%	4%	7%	15%	19%	28%	27%	0%	0%	0%	0%	0%	0%	100%	28%	
On-site	Typical	0.0%	0.0%	0.0%	20.0%	44.0%	55.0%	62.0%	58.0%	48.0%	27.0%	0.0%	0.0%	0.0%	0.0%	0.0%	0.0%	0.0%	314%	62%	

London Resort - Waterpark
Illustrative Non-Hotel Visitor Arrival - Departure Patterns

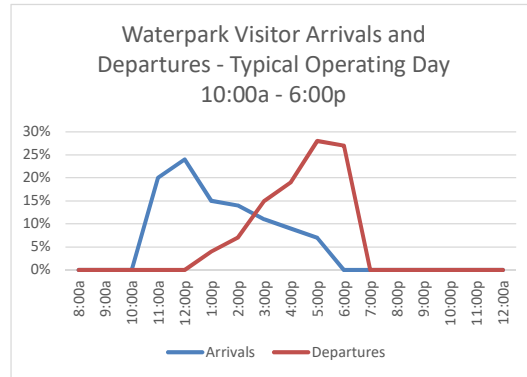
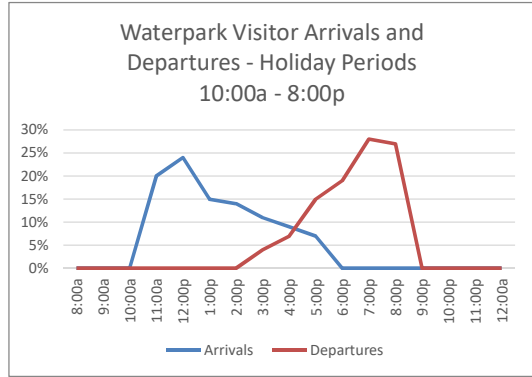


Table WP 6.0

London Resort - Waterpark									
Illustrative Non-Hotel Daily Attendance: Year 2025									
Week	Month	Daily							Total
Number	Week Starting	Monday	Tuesday	Wednesday	Thursday	Friday	Saturday	Sunday	
1	January	0	0	305	345	398	583	504	2,134
2	January	345	212	265	345	398	583	504	2,650
3	January	345	212	265	345	398	583	504	2,650
4	January	345	212	265	345	398	583	504	2,650
5	January	345	212	265	345	398	881	761	3,205
6	February	521	320	400	521	601	881	761	4,004
7	February	521	320	400	521	601	881	761	4,004
8	February	521	320	400	521	601	881	761	4,004
9	February	521	320	400	521	601	945	855	4,162
10	March	585	405	450	585	675	945	855	4,500
11	March	585	405	450	585	675	945	855	4,500
12	March	585	405	450	585	675	945	855	4,500
13	March	585	405	450	585	675	945	855	4,500
14	March	585	677	752	977	1,128	1,579	1,429	7,126
15	April	977	677	752	977	1,128	1,579	1,429	7,518
16	April	977	677	752	977	1,297	1,579	1,643	7,902
17	April	1,124	677	752	977	1,128	1,579	1,429	7,665
18	April	977	677	752	604	693	828	783	5,314
19	May	785	447	515	604	693	828	783	4,655
20	May	604	447	515	604	693	828	783	4,474
21	May	604	447	515	604	693	828	783	4,474
22	May	785	447	515	604	693	828	1,182	5,055
23	June	912	676	777	912	1,047	1,250	1,182	6,756
24	June	912	676	777	912	1,047	1,250	1,182	6,756
25	June	912	676	777	912	1,047	1,250	1,182	6,756
26	June	912	676	777	912	1,047	1,250	1,182	6,756
27	June	912	1,051	1,201	1,401	1,601	1,751	1,651	9,568
28	July	1,351	1,051	1,201	1,401	1,601	1,751	1,651	10,007
29	July	1,351	1,051	1,201	1,401	1,601	1,751	1,651	10,007
30	July	1,351	1,051	1,201	1,401	1,601	1,751	1,651	10,007
31	July	1,351	1,051	1,201	1,401	1,385	1,515	1,429	9,333
32	August	1,169	909	1,039	1,212	1,385	1,515	1,429	8,658

London Resort - Waterpark

Illustrative Non-Hotel Daily Attendance: Year 2025

Week Number	Month	Daily							Total
		Monday	Tuesday	Wednesday	Thursday	Friday	Saturday	Sunday	
33	August	1,169	909	1,039	1,212	1,385	1,515	1,429	8,658
34	August	1,169	909	1,039	1,212	1,385	1,515	1,429	8,658
35	August	1,520	909	1,039	1,212	1,385	1,515	1,429	9,009
36	September	835	619	712	835	959	1,145	1,083	6,188
37	September	835	619	712	835	959	1,145	1,083	6,188
38	September	835	619	712	835	959	1,145	1,083	6,188
39	September	835	619	712	835	959	1,145	1,083	6,188
40	September	835	619	499	648	748	1,047	947	5,344
41	October	648	449	499	648	748	1,047	947	4,986
42	October	648	449	499	648	748	1,047	947	4,986
43	October	648	449	499	648	748	1,047	947	4,986
44	October	648	449	499	648	748	580	501	4,073
45	November	343	211	277	343	395	580	501	2,649
46	November	343	221	264	343	395	580	501	2,646
47	November	343	211	264	343	395	580	501	2,636
48	November	343	211	264	343	395	580	501	2,636
49	December	563	346	433	563	649	952	822	4,327
50	December	563	346	433	563	649	952	822	4,327
51	December	563	346	433	563	649	952	822	4,327
52	December	563	346	433	647	844	952	822	4,606

Table WP 7.Ar

		London Resort - Waterpark Illustrative Non-Hotel Daily Arrivals - July 2025																	
		Attendance	before 8:00a	8:00a - 9:00a	9:00a - 10:00a	10:00a - 11:00a	11:00a - 12:00p	12:00p - 1:00p	1:00p - 2:00p	2:00p - 3:00p	3:00p - 4:00p	4:00p - 5:00p	5:00p - 6:00p	6:00p - 7:00p	7:00p - 8:00p	8:00p - 9:00p	9:00p - 10:00p	10:00p - 11:00p	11:00p - 12:00a
Year:	2025																		
Month:	July																		
01/07/2025	Tuesday	1,051	0	0	0	210	252	158	147	116	95	74	0	0	0	0	0	0	252
02/07/2025	Wednesday	1,201	0	0	0	240	288	180	168	132	108	84	0	0	0	0	0	0	288
03/07/2025	Thursday	1,401	0	0	0	280	336	210	196	154	126	98	0	0	0	0	0	0	336
04/07/2025	Friday	1,601	0	0	0	320	384	240	224	176	144	112	0	0	0	0	0	0	384
05/07/2025	Saturday	1,751	0	0	0	350	420	263	245	193	158	123	0	0	0	0	0	0	420
06/07/2025	Sunday	1,651	0	0	0	330	396	248	231	182	149	116	0	0	0	0	0	0	396
07/07/2025	Monday	1,351	0	0	0	270	324	203	189	149	122	95	0	0	0	0	0	0	324
08/07/2025	Tuesday	1,051	0	0	0	210	252	158	147	116	95	74	0	0	0	0	0	0	252
09/07/2025	Wednesday	1,201	0	0	0	240	288	180	168	132	108	84	0	0	0	0	0	0	288
10/07/2025	Thursday	1,401	0	0	0	280	336	210	196	154	126	98	0	0	0	0	0	0	336
11/07/2025	Friday	1,601	0	0	0	320	384	240	224	176	144	112	0	0	0	0	0	0	384
12/07/2025	Saturday	1,751	0	0	0	350	420	263	245	193	158	123	0	0	0	0	0	0	420
13/07/2025	Sunday	1,651	0	0	0	330	396	248	231	182	149	116	0	0	0	0	0	0	396
14/07/2025	Monday	1,351	0	0	0	270	324	203	189	149	122	95	0	0	0	0	0	0	324
15/07/2025	Tuesday	1,051	0	0	0	210	252	158	147	116	95	74	0	0	0	0	0	0	252
16/07/2025	Wednesday	1,201	0	0	0	240	288	180	168	132	108	84	0	0	0	0	0	0	288
17/07/2025	Thursday	1,401	0	0	0	280	336	210	196	154	126	98	0	0	0	0	0	0	336
18/07/2025	Friday	1,601	0	0	0	320	384	240	224	176	144	112	0	0	0	0	0	0	384
19/07/2025	Saturday	1,751	0	0	0	350	420	263	245	193	158	123	0	0	0	0	0	0	420
20/07/2025	Sunday	1,651	0	0	0	330	396	248	231	182	149	116	0	0	0	0	0	0	396
21/07/2025	Monday	1,351	0	0	0	270	324	203	189	149	122	95	0	0	0	0	0	0	324
22/07/2025	Tuesday	1,051	0	0	0	210	252	158	147	116	95	74	0	0	0	0	0	0	252
23/07/2025	Wednesday	1,201	0	0	0	240	288	180	168	132	108	84	0	0	0	0	0	0	288
24/07/2025	Thursday	1,401	0	0	0	280	336	210	196	154	126	98	0	0	0	0	0	0	336
25/07/2025	Friday	1,601	0	0	0	320	384	240	224	176	144	112	0	0	0	0	0	0	384
26/07/2025	Saturday	1,751	0	0	0	350	420	263	245	193	158	123	0	0	0	0	0	0	420
27/07/2025	Sunday	1,651	0	0	0	330	396	248	231	182	149	116	0	0	0	0	0	0	396
28/07/2025	Monday	1,351	0	0	0	270	324	203	189	149	122	95	0	0	0	0	0	0	324
29/07/2025	Tuesday	1,051	0	0	0	210	252	158	147	116	95	74	0	0	0	0	0	0	252
30/07/2025	Wednesday	1,201	0	0	0	240	288	180	168	132	108	84	0	0	0	0	0	0	288
31/07/2025	Thursday	1,401	0	0	0	280	336	210	196	154	126	98	0	0	0	0	0	0	336

Table WP 7.Dp

		London Resort - Waterpark Illustrative Non-Hotel Daily Departures - July 2025																		
		Attendance	before 8:00a	8:00a - 9:00a	9:00a - 10:00a	10:00a - 11:00a	11:00a - 12:00p	12:00p - 1:00p	1:00p - 2:00p	2:00p - 3:00p	3:00p - 4:00p	4:00p - 5:00p	5:00p - 6:00p	6:00p - 7:00p	7:00p - 8:00p	8:00p - 9:00p	9:00p - 10:00p	10:00p - 11:00p	11:00p - 12:00a	Max Departures
Year:	2025																			
Month:	July																			
01/07/2025	Tuesday	1,051	0	0	0	0	0	0	0	42	74	158	200	294	284	0	0	0	0	294
02/07/2025	Wednesday	1,201	0	0	0	0	0	0	0	48	84	180	228	336	324	0	0	0	0	336
03/07/2025	Thursday	1,401	0	0	0	0	0	0	0	56	98	210	266	392	378	0	0	0	0	392
04/07/2025	Friday	1,601	0	0	0	0	0	0	0	64	112	240	304	448	432	0	0	0	0	448
05/07/2025	Saturday	1,751	0	0	0	0	0	0	0	70	123	263	333	490	473	0	0	0	0	490
06/07/2025	Sunday	1,651	0	0	0	0	0	0	0	66	116	248	314	462	446	0	0	0	0	462
07/07/2025	Monday	1,351	0	0	0	0	0	0	0	54	95	203	257	378	365	0	0	0	0	378
08/07/2025	Tuesday	1,051	0	0	0	0	0	0	0	42	74	158	200	294	284	0	0	0	0	294
09/07/2025	Wednesday	1,201	0	0	0	0	0	0	0	48	84	180	228	336	324	0	0	0	0	336
10/07/2025	Thursday	1,401	0	0	0	0	0	0	0	56	98	210	266	392	378	0	0	0	0	392
11/07/2025	Friday	1,601	0	0	0	0	0	0	0	64	112	240	304	448	432	0	0	0	0	448
12/07/2025	Saturday	1,751	0	0	0	0	0	0	0	70	123	263	333	490	473	0	0	0	0	490
13/07/2025	Sunday	1,651	0	0	0	0	0	0	0	66	116	248	314	462	446	0	0	0	0	462
14/07/2025	Monday	1,351	0	0	0	0	0	0	0	54	95	203	257	378	365	0	0	0	0	378
15/07/2025	Tuesday	1,051	0	0	0	0	0	0	0	42	74	158	200	294	284	0	0	0	0	294
16/07/2025	Wednesday	1,201	0	0	0	0	0	0	0	48	84	180	228	336	324	0	0	0	0	336
17/07/2025	Thursday	1,401	0	0	0	0	0	0	0	56	98	210	266	392	378	0	0	0	0	392
18/07/2025	Friday	1,601	0	0	0	0	0	0	0	64	112	240	304	448	432	0	0	0	0	448
19/07/2025	Saturday	1,751	0	0	0	0	0	0	0	70	123	263	333	490	473	0	0	0	0	490
20/07/2025	Sunday	1,651	0	0	0	0	0	0	0	66	116	248	314	462	446	0	0	0	0	462
21/07/2025	Monday	1,351	0	0	0	0	0	0	0	54	95	203	257	378	365	0	0	0	0	378
22/07/2025	Tuesday	1,051	0	0	0	0	0	0	0	42	74	158	200	294	284	0	0	0	0	294
23/07/2025	Wednesday	1,201	0	0	0	0	0	0	0	48	84	180	228	336	324	0	0	0	0	336
24/07/2025	Thursday	1,401	0	0	0	0	0	0	0	56	98	210	266	392	378	0	0	0	0	392
25/07/2025	Friday	1,601	0	0	0	0	0	0	0	64	112	240	304	448	432	0	0	0	0	448
26/07/2025	Saturday	1,751	0	0	0	0	0	0	0	70	123	263	333	490	473	0	0	0	0	490
27/07/2025	Sunday	1,651	0	0	0	0	0	0	0	66	116	248	314	462	446	0	0	0	0	462
28/07/2025	Monday	1,351	0	0	0	0	0	0	0	54	95	203	257	378	365	0	0	0	0	378
29/07/2025	Tuesday	1,051	0	0	0	0	0	0	0	42	74	158	200	294	284	0	0	0	0	294
30/07/2025	Wednesday	1,201	0	0	0	0	0	0	0	48	84	180	228	336	324	0	0	0	0	336
31/07/2025	Thursday	1,401	0	0	0	0	0	0	0	56	98	210	266	392	378	0	0	0	0	392

Table WP 7.0S

		London Resort - Waterpark Illustrative Non-Hotel Peak On-Site - July 2025																		
		Attendance	8:00a	9:00a	10:00a	11:00a	12:00p	1:00p	2:00p	3:00p	4:00p	5:00p	6:00p	7:00p	8:00p	9:00p	10:00p	11:00p	12:00a	Max On-Site
Year:	2025																			
Month:	July																			
01/07/2025	Tuesday	1,051	0	0	0	210	462	620	767	841	862	778	578	284	0	0	0	0	0	862
02/07/2025	Wednesday	1,201	0	0	0	240	528	708	877	961	985	889	660	324	0	0	0	0	0	985
03/07/2025	Thursday	1,401	0	0	0	280	616	827	1,023	1,121	1,149	1,037	771	378	0	0	0	0	0	1,149
04/07/2025	Friday	1,601	0	0	0	320	704	945	1,169	1,281	1,313	1,185	881	432	0	0	0	0	0	1,313
05/07/2025	Saturday	1,751	0	0	0	350	771	1,033	1,278	1,401	1,436	1,296	963	473	0	0	0	0	0	1,436
06/07/2025	Sunday	1,651	0	0	0	330	727	974	1,205	1,321	1,354	1,222	908	446	0	0	0	0	0	1,354
07/07/2025	Monday	1,351	0	0	0	270	594	797	986	1,081	1,108	1,000	743	365	0	0	0	0	0	1,108
08/07/2025	Tuesday	1,051	0	0	0	210	462	620	767	841	862	778	578	284	0	0	0	0	0	862
09/07/2025	Wednesday	1,201	0	0	0	240	528	708	877	961	985	889	660	324	0	0	0	0	0	985
10/07/2025	Thursday	1,401	0	0	0	280	616	827	1,023	1,121	1,149	1,037	771	378	0	0	0	0	0	1,149
11/07/2025	Friday	1,601	0	0	0	320	704	945	1,169	1,281	1,313	1,185	881	432	0	0	0	0	0	1,313
12/07/2025	Saturday	1,751	0	0	0	350	771	1,033	1,278	1,401	1,436	1,296	963	473	0	0	0	0	0	1,436
13/07/2025	Sunday	1,651	0	0	0	330	727	974	1,205	1,321	1,354	1,222	908	446	0	0	0	0	0	1,354
14/07/2025	Monday	1,351	0	0	0	270	594	797	986	1,081	1,108	1,000	743	365	0	0	0	0	0	1,108
15/07/2025	Tuesday	1,051	0	0	0	210	462	620	767	841	862	778	578	284	0	0	0	0	0	862
16/07/2025	Wednesday	1,201	0	0	0	240	528	708	877	961	985	889	660	324	0	0	0	0	0	985
17/07/2025	Thursday	1,401	0	0	0	280	616	827	1,023	1,121	1,149	1,037	771	378	0	0	0	0	0	1,149
18/07/2025	Friday	1,601	0	0	0	320	704	945	1,169	1,281	1,313	1,185	881	432	0	0	0	0	0	1,313
19/07/2025	Saturday	1,751	0	0	0	350	771	1,033	1,278	1,401	1,436	1,296	963	473	0	0	0	0	0	1,436
20/07/2025	Sunday	1,651	0	0	0	330	727	974	1,205	1,321	1,354	1,222	908	446	0	0	0	0	0	1,354
21/07/2025	Monday	1,351	0	0	0	270	594	797	986	1,081	1,108	1,000	743	365	0	0	0	0	0	1,108
22/07/2025	Tuesday	1,051	0	0	0	210	462	620	767	841	862	778	578	284	0	0	0	0	0	862
23/07/2025	Wednesday	1,201	0	0	0	240	528	708	877	961	985	889	660	324	0	0	0	0	0	985
24/07/2025	Thursday	1,401	0	0	0	280	616	827	1,023	1,121	1,149	1,037	771	378	0	0	0	0	0	1,149
25/07/2025	Friday	1,601	0	0	0	320	704	945	1,169	1,281	1,313	1,185	881	432	0	0	0	0	0	1,313
26/07/2025	Saturday	1,751	0	0	0	350	771	1,033	1,278	1,401	1,436	1,296	963	473	0	0	0	0	0	1,436
27/07/2025	Sunday	1,651	0	0	0	330	727	974	1,205	1,321	1,354	1,222	908	446	0	0	0	0	0	1,354
28/07/2025	Monday	1,351	0	0	0	270	594	797	986	1,081	1,108	1,000	743	365	0	0	0	0	0	1,108
29/07/2025	Tuesday	1,051	0	0	0	210	462	620	767	841	862	778	578	284	0	0	0	0	0	862
30/07/2025	Wednesday	1,201	0	0	0	240	528	708	877	961	985	889	660	324	0	0	0	0	0	985
31/07/2025	Thursday	1,401	0	0	0	280	616	827	1,023	1,121	1,149	1,037	771	378	0	0	0	0	0	1,149

Table Event 1.0

London Resort - Event Illustrative Non-Hotel Annual Attendance Summary - Year 2025									
Year	Year Modeled								
	2024	2025	2026	2027	2028	2029	2030	2031	2032
Event Annual Attendance	243,861	284,021	311,879	334,800	352,219	410,000	432,187	454,535	477,437
Average Growth Per Year (Matches Resort Visitors)	0.0%	16.5%	9.8%	7.3%	5.2%	16.4%	5.4%	5.2%	5.0%
On-site Visitors as a % of Annual	0%	0%	0%	0%	0%	0%	0%	0%	0%
Event Annual Non-Hotel, Non-Park Attendance	243,861	284,021	311,879	334,800	352,219	410,000	432,187	454,535	477,437
Number of Operating Days (Closed Christmas & New Years Day)						213			
Peak Month									
Peak Month Attendance	31,702	36,923	40,544	43,524	45,788	53,300	56,184	59,090	62,067
Peak Month as a Percent of Annual	13.0%	13.0%	13.0%	13.0%	13.0%	13.0%	13.0%	13.0%	13.0%
Average Peak Month Week									
Average Week as % of Peak Month	22.5%	22.5%	22.5%	22.5%	22.5%	22.5%	22.5%	22.5%	22.5%
Average Peak Month Weekly Attendance	7,133	8,308	9,122	9,793	10,302	11,993	12,641	13,295	13,965
Design Day Attendance									
As a Percent of Average Peak Week	40.00%	40.00%	40.00%	40.00%	40.00%	40.00%	40.00%	40.00%	40.00%
Design Day Based on Top 10% Attendance Days	2,853	3,323	3,649	3,917	4,121	4,797	5,057	5,318	5,586
Design Day as a Percent Annual	1.17%	1.17%	1.17%	1.17%	1.17%	1.17%	1.17%	1.17%	1.17%
Peak Day									
Peak Day as a % of Design Day	105%	105%	105%	105%	105%	105%	105%	105%	105%
Peak Day	2,996	3,489	3,831	4,113	4,327	5,037	5,309	5,584	5,865
Peak Day as Day of Week									
As a Percent of Average Peak Week	42.00%	42.00%	42.00%	42.00%	42.00%	42.00%	42.00%	42.00%	42.00%

Reference Point: Disneyland Paris:

Peak month = August at 14%

Design day % of annual = 0.54-0.56%

Table Event 2.0

London Resort - Event											
Projected Monthly Attendance Based on Benchmark London Attractions											
	Benchmark	Annual	2024	2025	2026	2027	2028	2029	2030	2031	2032
	Attractions	Distribution	Attendance	Attendance	Attendance	Attendance	Attendance	Attendance	Attendance	Attendance	Attendance
January	3.7%	4.0%	9,754	11,361	12,475	13,392	14,089	16,400	17,287	18,181	19,097
February	5.6%	5.5%	13,412	15,621	17,153	18,414	19,372	22,550	23,770	24,999	26,259
March	7.9%	8.0%	19,509	22,722	24,950	26,784	28,178	32,800	34,575	36,363	38,195
April	11.0%	10.5%	25,605	29,822	32,747	35,154	36,983	43,050	45,380	47,726	50,131
May	7.8%	7.0%	17,070	19,881	21,832	23,436	24,655	28,700	30,253	31,817	33,421
June	9.4%	10.0%	24,386	28,402	31,188	33,480	35,222	41,000	43,219	45,453	47,744
July	14.0%	13.0%	31,702	36,923	40,544	43,524	45,788	53,300	56,184	59,090	62,067
August	12.4%	12.5%	30,483	35,503	38,985	41,850	44,027	51,250	54,023	56,817	59,680
September	7.3%	9.0%	21,948	25,562	28,069	30,132	31,700	36,900	38,897	40,908	42,969
October	8.7%	9.5%	23,167	26,982	29,628	31,806	33,461	38,950	41,058	43,181	45,357
November	5.2%	4.0%	9,754	11,361	12,475	13,392	14,089	16,400	17,287	18,181	19,097
December	7.0%	7.0%	17,070	19,881	21,832	23,436	24,655	28,700	30,253	31,817	33,421
Total Annual	100%	100.0%	243,861	284,021	311,879	334,800	352,219	410,000	432,187	454,535	477,437

Table Event 3.0

	Attendance Distribution by Day of Week							Total
	Monday	Tuesday	Wednesday	Thursday	Friday	Saturday	Sunday	
January	0.0%	0.0%	0.0%	0.0%	0.0%	60.0%	40.0%	100%
February	0.0%	0.0%	0.0%	0.0%	0.0%	60.0%	40.0%	100%
March	0.0%	0.0%	0.0%	0.0%	0.0%	60.0%	40.0%	100%
April	0.0%	0.0%	0.0%	0.0%	0.0%	60.0%	40.0%	100%
May	2.5%	2.5%	2.5%	2.5%	5.0%	45.0%	40.0%	100%
June	2.5%	2.5%	2.5%	2.5%	5.0%	45.0%	40.0%	100%
July	5.0%	5.0%	5.0%	5.0%	5.0%	40.0%	35.0%	100%
August	5.0%	5.0%	5.0%	5.0%	5.0%	40.0%	35.0%	100%
September	2.5%	2.5%	2.5%	2.5%	5.0%	45.0%	40.0%	100%
October	0.0%	0.0%	0.0%	0.0%	0.0%	60.0%	40.0%	100%
November	0.0%	0.0%	0.0%	0.0%	0.0%	60.0%	40.0%	100%
December	0.0%	0.0%	0.0%	0.0%	0.0%	60.0%	40.0%	100%

Table Event 5.0

London Resort - Event																				
Illustrative Non-Onsite Visitor Arrival - Departure Patterns																				
		before	8:00a -	9:00a -	10:00a -	11:00a -	12:00p -	1:00p -	2:00p -	3:00p -	4:00p -	5:00p -	6:00p -	7:00p -	8:00p -	9:00p -	10:00p -	11:00p -		
		8:00a	9:00a	10:00a	11:00a	12:00p	1:00p	2:00p	3:00p	4:00p	5:00p	6:00p	7:00p	8:00p	9:00p	10:00p	11:00p	12:00a	TOTAL	MAX
Holiday Periods Operations																				
Event - Opening Time		10:00 AM																		
Event - Closing Time		11:00 PM																		
Arriving	Holiday	0%	0%	0%	5%	10%	11%	5%	1%	2%	4%	13%	30%	17%	2%	0%	0%	0%	100%	30%
Departing	Holiday	0%	0%	0%	0%	0%	0%	5%	10%	11%	5%	1%	2%	4%	13%	30%	17%	2%	100%	30%
On-site	Holiday	0.0%	0.0%	0.0%	5.0%	15.0%	26.0%	26.0%	17.0%	8.0%	7.0%	19.0%	47.0%	60.0%	49.0%	19.0%	2.0%	0.0%	300%	60%
Typical Operating Day Sunday Through Thursday																				
Event - Opening Time		10:00 AM																		
Event - Closing Time		11:00 PM																		
Arriving	Typical	0%	0%	0%	5%	10%	11%	5%	1%	2%	4%	13%	30%	17%	2%	0%	0%	0%	100%	30%
Departing	Typical	0%	0%	0%	0%	0%	0%	5%	10%	11%	5%	1%	2%	4%	13%	30%	17%	2%	100%	30%
On-site	Typical	0.0%	0.0%	0.0%	5.0%	15.0%	26.0%	26.0%	17.0%	8.0%	7.0%	19.0%	47.0%	60.0%	49.0%	19.0%	2.0%	0.0%	300%	60%

London Resort - Event

Illustrative Non-Onsite Visitor Arrival - Departure Patterns

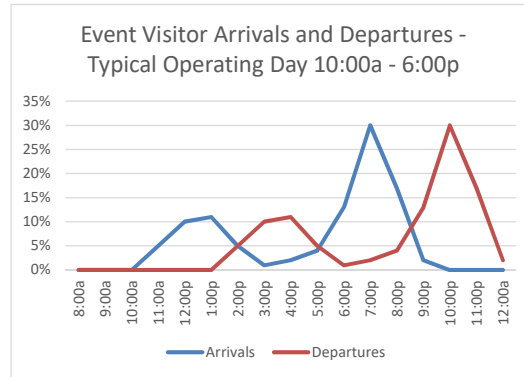
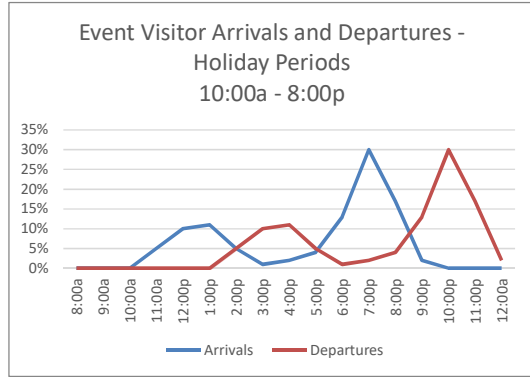


Table Event 6.0

London Resort - Event									
Illustrative Non-Onsite Daily Attendance: Year 2025									
Week Number	Month	Daily							Total
		Monday	Tuesday	Wednesday	Thursday	Friday	Saturday	Sunday	
1	January	0	0	0	0	0	1,704	1,136	2,840
2	January	0	0	0	0	0	1,704	1,136	2,840
3	January	0	0	0	0	0	1,704	1,136	2,840
4	January	0	0	0	0	0	1,704	1,136	2,840
5	January	0	0	0	0	0	2,343	1,562	3,905
6	February	0	0	0	0	0	2,343	1,562	3,905
7	February	0	0	0	0	0	2,343	1,562	3,905
8	February	0	0	0	0	0	2,343	1,562	3,905
9	February	0	0	0	0	0	2,727	1,818	4,544
10	March	0	0	0	0	0	2,727	1,818	4,544
11	March	0	0	0	0	0	2,727	1,818	4,544
12	March	0	0	0	0	0	2,727	1,818	4,544
13	March	0	0	0	0	0	2,727	1,818	4,544
14	March	0	0	0	0	0	4,407	2,938	7,345
15	April	0	0	0	0	0	4,407	2,938	7,345
16	April	0	0	0	0	0	4,407	3,379	7,786
17	April	0	0	0	0	0	4,407	2,938	7,345
18	April	0	0	0	109	219	1,971	1,752	4,051
19	May	142	109	109	109	219	1,971	1,752	4,412
20	May	109	109	109	109	219	1,971	1,752	4,379
21	May	109	109	109	109	219	1,971	1,752	4,379
22	May	142	109	109	109	219	1,971	2,567	5,228
23	June	160	160	160	160	321	2,888	2,567	6,419
24	June	160	160	160	160	321	2,888	2,567	6,419
25	June	160	160	160	160	321	2,888	2,567	6,419
26	June	160	160	160	160	321	2,888	2,567	6,419
27	June	160	445	445	445	445	3,559	3,114	8,613
28	July	445	445	445	445	445	3,559	3,114	8,897
29	July	445	445	445	445	445	3,559	3,114	8,897
30	July	445	445	445	445	445	3,559	3,114	8,897
31	July	445	445	445	445	369	2,949	2,581	7,678
32	August	369	369	369	369	369	2,949	2,581	7,373
33	August	369	369	369	369	369	2,949	2,581	7,373
34	August	369	369	369	369	369	2,949	2,581	7,373
35	August	479	369	369	369	369	2,949	2,581	7,484
36	September	158	158	158	158	316	2,840	2,525	6,312
37	September	158	158	158	158	316	2,840	2,525	6,312
38	September	158	158	158	158	316	2,840	2,525	6,312
39	September	158	158	158	158	316	2,840	2,525	6,312
40	September	158	158	0	0	0	4,047	2,698	7,061
41	October	0	0	0	0	0	4,047	2,698	6,746
42	October	0	0	0	0	0	4,047	2,698	6,746
43	October	0	0	0	0	0	4,047	2,698	6,746
44	October	0	0	0	0	0	1,363	909	2,272
45	November	0	0	0	0	0	1,363	909	2,272
46	November	0	0	0	0	0	1,363	909	2,272
47	November	0	0	0	0	0	1,363	909	2,272
48	November	0	0	0	0	0	1,363	909	2,272
49	December	0	0	0	0	0	2,982	1,988	4,970
50	December	0	0	0	0	0	2,982	1,988	4,970
51	December	0	0	0	0	0	2,982	1,988	4,970
52	December	0	0	0	0	0	2,982	1,988	4,970

Table Event 7.Ar

London Resort - Event																				
Illustrative Non-Onsite Daily Arrivals - July 2025																				
Attendance		before 8:00a	8:00a - 9:00a	9:00a - 10:00a	10:00a - 11:00a	11:00a - 12:00p	12:00p - 1:00p	1:00p - 2:00p	2:00p - 3:00p	3:00p - 4:00p	4:00p - 5:00p	5:00p - 6:00p	6:00p - 7:00p	7:00p - 8:00p	8:00p - 9:00p	9:00p - 10:00p	10:00p - 11:00p	11:00p - 12:00a	Max Arrivals	
Year:	2025																			
Month:	July																			
01/07/2025	Tuesday	445	0	0	0	22	44	49	22	4	9	18	58	133	76	9	0	0	0	133
02/07/2025	Wednesday	445	0	0	0	22	44	49	22	4	9	18	58	133	76	9	0	0	0	133
03/07/2025	Thursday	445	0	0	0	22	44	49	22	4	9	18	58	133	76	9	0	0	0	133
04/07/2025	Friday	445	0	0	0	22	44	49	22	4	9	18	58	133	76	9	0	0	0	133
05/07/2025	Saturday	3,559	0	0	0	178	356	391	178	36	71	142	463	1,068	605	71	0	0	0	1,068
06/07/2025	Sunday	3,114	0	0	0	156	311	343	156	31	62	125	405	934	529	62	0	0	0	934
07/07/2025	Monday	445	0	0	0	22	44	49	22	4	9	18	58	133	76	9	0	0	0	133
08/07/2025	Tuesday	445	0	0	0	22	44	49	22	4	9	18	58	133	76	9	0	0	0	133
09/07/2025	Wednesday	445	0	0	0	22	44	49	22	4	9	18	58	133	76	9	0	0	0	133
10/07/2025	Thursday	445	0	0	0	22	44	49	22	4	9	18	58	133	76	9	0	0	0	133
11/07/2025	Friday	445	0	0	0	22	44	49	22	4	9	18	58	133	76	9	0	0	0	133
12/07/2025	Saturday	3,559	0	0	0	178	356	391	178	36	71	142	463	1,068	605	71	0	0	0	1,068
13/07/2025	Sunday	3,114	0	0	0	156	311	343	156	31	62	125	405	934	529	62	0	0	0	934
14/07/2025	Monday	445	0	0	0	22	44	49	22	4	9	18	58	133	76	9	0	0	0	133
15/07/2025	Tuesday	445	0	0	0	22	44	49	22	4	9	18	58	133	76	9	0	0	0	133
16/07/2025	Wednesday	445	0	0	0	22	44	49	22	4	9	18	58	133	76	9	0	0	0	133
17/07/2025	Thursday	445	0	0	0	22	44	49	22	4	9	18	58	133	76	9	0	0	0	133
18/07/2025	Friday	445	0	0	0	22	44	49	22	4	9	18	58	133	76	9	0	0	0	133
19/07/2025	Saturday	3,559	0	0	0	178	356	391	178	36	71	142	463	1,068	605	71	0	0	0	1,068
20/07/2025	Sunday	3,114	0	0	0	156	311	343	156	31	62	125	405	934	529	62	0	0	0	934
21/07/2025	Monday	445	0	0	0	22	44	49	22	4	9	18	58	133	76	9	0	0	0	133
22/07/2025	Tuesday	445	0	0	0	22	44	49	22	4	9	18	58	133	76	9	0	0	0	133
23/07/2025	Wednesday	445	0	0	0	22	44	49	22	4	9	18	58	133	76	9	0	0	0	133
24/07/2025	Thursday	445	0	0	0	22	44	49	22	4	9	18	58	133	76	9	0	0	0	133
25/07/2025	Friday	445	0	0	0	22	44	49	22	4	9	18	58	133	76	9	0	0	0	133
26/07/2025	Saturday	3,559	0	0	0	178	356	391	178	36	71	142	463	1,068	605	71	0	0	0	1,068
27/07/2025	Sunday	3,114	0	0	0	156	311	343	156	31	62	125	405	934	529	62	0	0	0	934
28/07/2025	Monday	445	0	0	0	22	44	49	22	4	9	18	58	133	76	9	0	0	0	133
29/07/2025	Tuesday	445	0	0	0	22	44	49	22	4	9	18	58	133	76	9	0	0	0	133
30/07/2025	Wednesday	445	0	0	0	22	44	49	22	4	9	18	58	133	76	9	0	0	0	133
31/07/2025	Thursday	445	0	0	0	22	44	49	22	4	9	18	58	133	76	9	0	0	0	133

Table Event 7.Dp

London Resort - Event																				
Illustrative Non-Onsite Daily Departures - July 2025																				
Attendance		before 8:00a	8:00a - 9:00a	9:00a - 10:00a	10:00a - 11:00a	11:00a - 12:00p	12:00p - 1:00p	1:00p - 2:00p	2:00p - 3:00p	3:00p - 4:00p	4:00p - 5:00p	5:00p - 6:00p	6:00p - 7:00p	7:00p - 8:00p	8:00p - 9:00p	9:00p - 10:00p	10:00p - 11:00p	11:00p - 12:00a	Max Departures	
Year:	2025																			
Month:	August																			
01/07/2025	Tuesday	445	0	0	0	0	0	22	44	49	22	4	9	18	58	133	76	9	133	
02/07/2025	Wednesday	445	0	0	0	0	0	22	44	49	22	4	9	18	58	133	76	9	133	
03/07/2025	Thursday	445	0	0	0	0	0	22	44	49	22	4	9	18	58	133	76	9	133	
04/07/2025	Friday	445	0	0	0	0	0	22	44	49	22	4	9	18	58	133	76	9	133	
05/07/2025	Saturday	3,559	0	0	0	0	0	178	356	391	178	36	71	142	463	1,068	605	71	1,068	
06/07/2025	Sunday	3,114	0	0	0	0	0	156	311	343	156	31	62	125	405	934	529	62	934	
07/07/2025	Monday	445	0	0	0	0	0	22	44	49	22	4	9	18	58	133	76	9	133	
08/07/2025	Tuesday	445	0	0	0	0	0	22	44	49	22	4	9	18	58	133	76	9	133	
09/07/2025	Wednesday	445	0	0	0	0	0	22	44	49	22	4	9	18	58	133	76	9	133	
10/07/2025	Thursday	445	0	0	0	0	0	22	44	49	22	4	9	18	58	133	76	9	133	
11/07/2025	Friday	445	0	0	0	0	0	22	44	49	22	4	9	18	58	133	76	9	133	
12/07/2025	Saturday	3,559	0	0	0	0	0	178	356	391	178	36	71	142	463	1,068	605	71	1,068	
13/07/2025	Sunday	3,114	0	0	0	0	0	156	311	343	156	31	62	125	405	934	529	62	934	
14/07/2025	Monday	445	0	0	0	0	0	22	44	49	22	4	9	18	58	133	76	9	133	
15/07/2025	Tuesday	445	0	0	0	0	0	22	44	49	22	4	9	18	58	133	76	9	133	
16/07/2025	Wednesday	445	0	0	0	0	0	22	44	49	22	4	9	18	58	133	76	9	133	
17/07/2025	Thursday	445	0	0	0	0	0	22	44	49	22	4	9	18	58	133	76	9	133	
18/07/2025	Friday	445	0	0	0	0	0	22	44	49	22	4	9	18	58	133	76	9	133	
19/07/2025	Saturday	3,559	0	0	0	0	0	178	356	391	178	36	71	142	463	1,068	605	71	1,068	
20/07/2025	Sunday	3,114	0	0	0	0	0	156	311	343	156	31	62	125	405	934	529	62	934	
21/07/2025	Monday	445	0	0	0	0	0	22	44	49	22	4	9	18	58	133	76	9	133	
22/07/2025	Tuesday	445	0	0	0	0	0	22	44	49	22	4	9	18	58	133	76	9	133	
23/07/2025	Wednesday	445	0	0	0	0	0	22	44	49	22	4	9	18	58	133	76	9	133	
24/07/2025	Thursday	445	0	0	0	0	0	22	44	49	22	4	9	18	58	133	76	9	133	
25/07/2025	Friday	445	0	0	0	0	0	22	44	49	22	4	9	18	58	133	76	9	133	
26/07/2025	Saturday	3,559	0	0	0	0	0	178	356	391	178	36	71	142	463	1,068	605	71	1,068	
27/07/2025	Sunday	3,114	0	0	0	0	0	156	311	343	156	31	62	125	405	934	529	62	934	
28/07/2025	Monday	445	0	0	0	0	0	22	44	49	22	4	9	18	58	133	76	9	133	
29/07/2025	Tuesday	445	0	0	0	0	0	22	44	49	22	4	9	18	58	133	76	9	133	
30/07/2025	Wednesday	445	0	0	0	0	0	22	44	49	22	4	9	18	58	133	76	9	133	
31/07/2025	Thursday	445	0	0	0	0	0	22	44	49	22	4	9	18	58	133	76	9	133	

Table Event 7.OS

London Resort - Event		Illustrative Non-Onsite Peak On-Site - July 2025																		
		Attendance	8:00a	9:00a	10:00a	11:00a	12:00p	1:00p	2:00p	3:00p	4:00p	5:00p	6:00p	7:00p	8:00p	9:00p	10:00p	11:00p	12:00a	Max On-Site
Year:	2025																			
Month:	July																			
01/07/2025	Tuesday	445	0	0	0	22	67	116	116	76	36	31	85	209	267	218	85	9	0	267
02/07/2025	Wednesday	445	0	0	0	22	67	116	116	76	36	31	85	209	267	218	85	9	0	267
03/07/2025	Thursday	445	0	0	0	22	67	116	116	76	36	31	85	209	267	218	85	9	0	267
04/07/2025	Friday	445	0	0	0	22	67	116	116	76	36	31	85	209	267	218	85	9	0	267
05/07/2025	Saturday	3,559	0	0	0	178	534	925	925	605	285	249	676	1,673	2,135	1,744	676	71	0	2,135
06/07/2025	Sunday	3,114	0	0	0	156	467	810	810	529	249	218	592	1,464	1,868	1,526	592	62	0	1,868
07/07/2025	Monday	445	0	0	0	22	67	116	116	76	36	31	85	209	267	218	85	9	0	267
08/07/2025	Tuesday	445	0	0	0	22	67	116	116	76	36	31	85	209	267	218	85	9	0	267
09/07/2025	Wednesday	445	0	0	0	22	67	116	116	76	36	31	85	209	267	218	85	9	0	267
10/07/2025	Thursday	445	0	0	0	22	67	116	116	76	36	31	85	209	267	218	85	9	0	267
11/07/2025	Friday	445	0	0	0	22	67	116	116	76	36	31	85	209	267	218	85	9	0	267
12/07/2025	Saturday	3,559	0	0	0	178	534	925	925	605	285	249	676	1,673	2,135	1,744	676	71	0	2,135
13/07/2025	Sunday	3,114	0	0	0	156	467	810	810	529	249	218	592	1,464	1,868	1,526	592	62	0	1,868
14/07/2025	Monday	445	0	0	0	22	67	116	116	76	36	31	85	209	267	218	85	9	0	267
15/07/2025	Tuesday	445	0	0	0	22	67	116	116	76	36	31	85	209	267	218	85	9	0	267
16/07/2025	Wednesday	445	0	0	0	22	67	116	116	76	36	31	85	209	267	218	85	9	0	267
17/07/2025	Thursday	445	0	0	0	22	67	116	116	76	36	31	85	209	267	218	85	9	0	267
18/07/2025	Friday	445	0	0	0	22	67	116	116	76	36	31	85	209	267	218	85	9	0	267
19/07/2025	Saturday	3,559	0	0	0	178	534	925	925	605	285	249	676	1,673	2,135	1,744	676	71	0	2,135
20/07/2025	Sunday	3,114	0	0	0	156	467	810	810	529	249	218	592	1,464	1,868	1,526	592	62	0	1,868
21/07/2025	Monday	445	0	0	0	22	67	116	116	76	36	31	85	209	267	218	85	9	0	267
22/07/2025	Tuesday	445	0	0	0	22	67	116	116	76	36	31	85	209	267	218	85	9	0	267
23/07/2025	Wednesday	445	0	0	0	22	67	116	116	76	36	31	85	209	267	218	85	9	0	267
24/07/2025	Thursday	445	0	0	0	22	67	116	116	76	36	31	85	209	267	218	85	9	0	267
25/07/2025	Friday	445	0	0	0	22	67	116	116	76	36	31	85	209	267	218	85	9	0	267
26/07/2025	Saturday	3,559	0	0	0	178	534	925	925	605	285	249	676	1,673	2,135	1,744	676	71	0	2,135
27/07/2025	Sunday	3,114	0	0	0	156	467	810	810	529	249	218	592	1,464	1,868	1,526	592	62	0	1,868
28/07/2025	Monday	445	0	0	0	22	67	116	116	76	36	31	85	209	267	218	85	9	0	267
29/07/2025	Tuesday	445	0	0	0	22	67	116	116	76	36	31	85	209	267	218	85	9	0	267
30/07/2025	Wednesday	445	0	0	0	22	67	116	116	76	36	31	85	209	267	218	85	9	0	267
31/07/2025	Thursday	445	0	0	0	22	67	116	116	76	36	31	85	209	267	218	85	9	0	267

Table Hotel 1.0

London Resort - Hotels Potential Occupancy - Peak Month - Year 2025								
Hotel / Room Mix - 2029	Number of Rooms	Peak Month Occupancy	Average Occupied Rooms	Average Length of Stay (Room Nights)	Room Turnover in 31 Day Month	Total Room Rentals in 31 Day Month	Average Number of Guests Per Room	Potential Visitors / Peak Month
Water Park & MICE Hotel	800	95%	760	1.5	21	15,707	1.90	29,843
Resort/Radisson Hotel	1,500	95%	1,425	1.5	21	29,450	2.16	63,612
Family Value Midscale Hotel	0	0%	0	1.5	21	0	0.00	0
Economy Theme Park Hotel	0	0%	0	1.5	21	0	0.00	0
Total / Weighted Average	2,300	95%	2,185	1.5	21	45,157	2.07	93,455

752,384

1,127,715

Table Hotel 2.0

London Resort - Hotels						
Weighted Attendance Distribution of Park Venues - Year 2025						
Venue	Main Gate	Second Gate	RDE+E¹	Waterpark	Events¹	Total
Annual Attendance	5,288,899	0	2,053,479	621,604	284,021	8,248,004
Percent of Total	89%	0%	0%	11%	0%	100%
Month						Weighted Average
January	4.0%	4.0%	5.0%	4.0%	4.0%	4.0%
February	5.5%	5.5%	6.0%	5.5%	5.5%	5.5%
March	7.0%	7.0%	8.0%	7.0%	8.0%	7.0%
April	11.0%	11.0%	10.0%	11.0%	10.5%	11.0%
May	7.0%	7.0%	9.0%	7.0%	7.0%	7.0%
June	10.0%	10.0%	10.0%	10.0%	10.0%	10.0%
July	15.0%	15.0%	12.0%	15.0%	13.0%	15.0%
August	13.5%	13.5%	12.0%	13.5%	12.5%	13.5%
September	9.0%	9.0%	9.0%	9.0%	9.0%	9.0%
October	7.5%	7.5%	8.0%	7.5%	9.5%	7.5%
November	4.0%	4.0%	4.0%	4.0%	4.0%	4.0%
December	6.5%	6.5%	7.0%	6.5%	7.0%	6.5%
	100%	100%	100%	100%	100%	100%

¹Incremental Day Visits to RDE+E and Events are already included in MG and SG and do not count toward overnight/hotel visitors.

Table Hotel 3.0

London Resort - Hotels									
Hotel Monthly Attendance Based on Average Hotel Occupancy - Year 2025									
Month	Park Venues Weighted Distribution	Average Hotel Occupancy Rate	Average Occupied Rooms	Average Number of Guests Per Room	Average Length of Stay (Room Nights)	Room Turnover in Month	Total Monthly Room Rentals	Hotel Guests Based on Weighted Average Occupancy	
January	4.0%	45%	1,035	2.07	1.5	21	21,390	44,268	
February	5.5%	45%	1,035	2.07	1.5	19	19,320	39,984	
March	7.0%	60%	1,380	2.07	1.5	21	28,520	59,024	
April	11.0%	80%	1,840	2.07	1.5	20	36,800	76,160	
May	7.0%	60%	1,380	2.07	1.5	21	28,520	59,024	
June	10.0%	80%	1,840	2.07	1.5	20	36,800	76,160	
July	15.0%	90%	2,070	2.07	1.5	21	42,780	88,536	
August	13.5%	90%	2,070	2.07	1.5	21	42,780	88,536	
September	9.0%	70%	1,610	2.07	1.5	20	32,200	66,640	
October	7.5%	60%	1,380	2.07	1.5	21	28,520	59,024	
November	4.0%	45%	1,035	2.07	1.5	20	20,700	42,840	
December	6.5%	53%	1,220	2.07	1.5	21	25,217	52,188	
Total / Average	100%	64.8%						752,384	
Hotel at 100% Occupancy									98,373

LDP 2029 Annual 752,384
0

Table Hotel 4.0

London Resort - Hotels		
Hotel Monthly Attendance Based on Distribution of Park Venues - Year 2025		
Month	Hotel Visitors	Total Bednights / Sleepers
		Hotel Visitor Day Visits

			Arrivals	Variance	
January	44,268	63,689	44,268	0	6%
February	39,984	59,881	39,984	0	5%
March	59,024	91,630	59,024	0	8%
April	76,160	112,812	76,160	0	10%
May	59,024	89,726	59,024	0	8%
June	76,160	114,478	76,160	0	10%
July	88,536	132,090	88,536	0	12%
August	88,536	133,518	88,536	0	12%
September	66,640	99,008	66,640	0	9%
October	59,024	86,870	59,024	0	8%
November	42,840	68,663	42,840	0	6%
December	52,188	75,351	52,188	0	7%
Total / Average	752,384	1,127,715	752,384		100%

Table Hotel 4.0a

London Resort - Hotels	
Length of Stay	
Days	Percent of Visitors
One	64.50%
Two	32.00%
Three	2.50%
Four	1.00%
Average Length of Stay	1.40
	100.0%

Table Hotel 5.0

London Resort - Hotels										
Average Weekday Distribution of Occupancy										
	Occupancy	Daily Occupancy								
		Monday	Tuesday	Wednesday	Thursday	Friday	Saturday	Sunday		
January	45%	30%	20%	15%	20%	45%	100%	85%	44.9%	0.1%
February	45%	30%	20%	15%	20%	45%	100%	85%	44.9%	0.1%
March	60%	60%	30%	40%	45%	60%	100%	85%	60.0%	0.0%
April	80%	75%	70%	60%	80%	85%	100%	90%	80.0%	0.0%
May	60%	60%	30%	40%	45%	60%	100%	85%	60.0%	0.0%
June	80%	75%	70%	60%	80%	85%	100%	90%	80.0%	0.0%
July	90%	90%	85%	80%	90%	95%	100%	90%	90.0%	0.0%
August	90%	90%	85%	80%	90%	95%	100%	90%	90.0%	0.0%
September	70%	65%	55%	50%	65%	75%	100%	80%	70.0%	0.0%
October	60%	60%	30%	40%	45%	60%	100%	85%	60.0%	0.0%
November	45%	30%	20%	15%	20%	45%	100%	85%	44.9%	0.1%
December	53%	50%	25%	30%	35%	50%	100%	80%	52.8%	0.3%

Table Hotel 7.0

London Resort - Hotels

Visitors in Hotel by Weekday¹

	Occupancy	Average Visitors in Hotels Based on Occupancy							14,970	33,148	44,268
		Monday	Tuesday	Wednesday	Thursday	Friday	Saturday	Sunday			
January	45%	1,428	952	714	952	2,142	4,736	4,046			
February	45%	1,428	952	714	952	2,142	4,736	4,046			
March	60%	2,856	1,428	1,904	2,142	2,856	4,760	4,046			
April	80%	3,570	3,332	2,856	3,808	4,046	4,760	4,284			
May	60%	2,856	1,428	1,904	2,142	2,856	4,760	4,046			
June	80%	3,570	3,332	2,856	3,808	4,046	4,760	4,284			
July	90%	4,284	4,046	3,808	4,284	4,522	4,760	4,284			
August	90%	4,284	4,046	3,808	4,284	4,522	4,760	4,284			
September	70%	3,094	2,618	2,380	3,094	3,570	4,760	3,808			
October	60%	2,856	1,428	1,904	2,142	2,856	4,760	4,046			
November	45%	1,428	952	714	952	2,142	4,736	4,046			
December	53%	2,380	1,190	1,428	1,666	2,380	4,736	3,808			

¹ Based on 31 day months

Table Hotel 9.0

London Resort - Hotels		Illustrative Arrival - Departure Patterns																		TOTAL	MAX
		before 8 am	8 am - 9 am	9 am - 10 am	10 am - 11 am	11 am - 12 pm	12 pm - 1 pm	1 pm - 2 pm	2 pm - 3 pm	3 pm - 4 pm	4 pm - 5 pm	5 pm - 6 pm	6 pm - 7 pm	7 pm - 8 pm	8 pm - 9 pm	9 pm - 10 pm	10 pm - 11 pm	11 pm - 12 am			

Typical DAY

Arriving	Typical	0%	0%	0%	2%	5%	10%	15%	15%	20%	15%	10%	5%	2%	1%	0%	0%	0%	100%	20%
Departing	Typical	1%	2%	5%	5%	10%	12%	17%	16%	10%	10%	5%	5%	2%	0%	0%	0%	0%	100%	17%

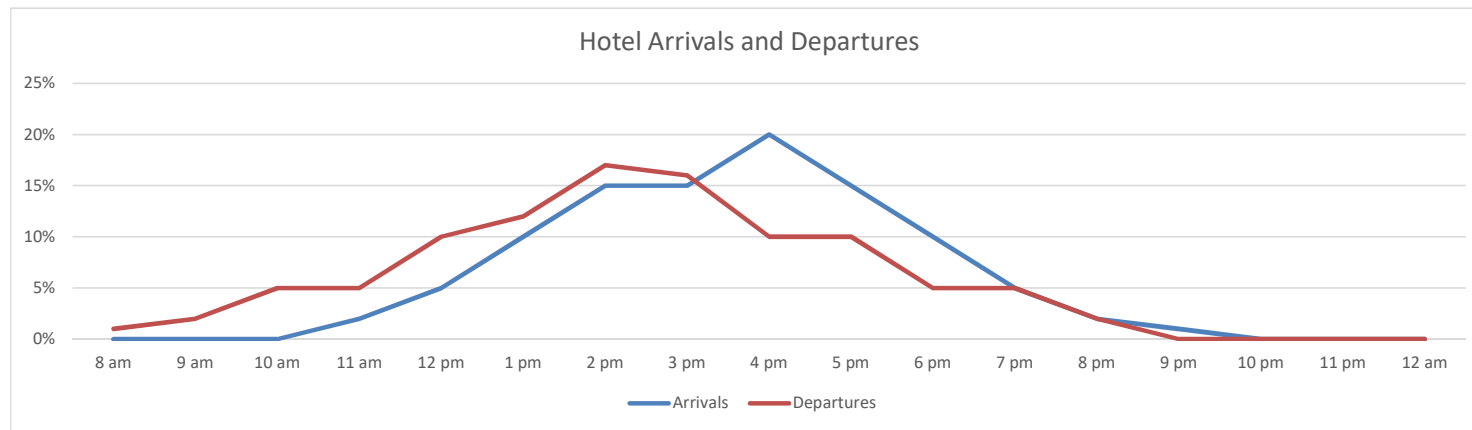


Table Hotel 11.0

London Resort - Hotel									
Illustrative Daily Instantaneous Room Attendance: Year 2025									
Week	Month	Daily							Average
Number	Week Starting	Monday	Tuesday	Wednesday	Thursday	Friday	Saturday	Sunday	On-Site Visitors
1	January	0	0	714	952	2,142	4,736	4,046	1,799
2	January	1,428	952	714	952	2,142	4,736	4,046	2,139
3	January	1,428	952	714	952	2,142	4,736	4,046	2,139
4	January	1,428	952	714	952	2,142	4,736	4,046	2,139
5	January	1,428	952	714	952	2,142	4,736	4,046	2,139
6	February	1,428	952	714	952	2,142	4,736	4,046	2,139
7	February	1,428	952	714	952	2,142	4,736	4,046	2,139
8	February	1,428	952	714	952	2,142	4,736	4,046	2,139
9	February	1,428	952	714	952	2,142	4,760	4,046	2,142
10	March	2,856	1,428	1,904	2,142	2,856	4,760	4,046	2,856
11	March	2,856	1,428	1,904	2,142	2,856	4,760	4,046	2,856
12	March	2,856	1,428	1,904	2,142	2,856	4,760	4,046	2,856
13	March	2,856	1,428	1,904	2,142	2,856	4,760	4,046	2,856
14	March	2,856	3,332	2,856	3,808	4,046	4,760	4,284	3,706
15	April	3,570	3,332	2,856	3,808	4,046	4,760	4,284	3,808
16	April	3,570	3,332	2,856	3,808	4,046	4,760	4,284	3,808
17	April	3,570	3,332	2,856	3,808	4,046	4,760	4,284	3,808
18	April	3,570	3,332	2,856	2,142	2,856	4,760	4,046	3,366
19	May	2,856	1,428	1,904	2,142	2,856	4,760	4,046	2,856
20	May	2,856	1,428	1,904	2,142	2,856	4,760	4,046	2,856
21	May	2,856	1,428	1,904	2,142	2,856	4,760	4,046	2,856
22	May	2,856	1,428	1,904	2,142	2,856	4,760	4,284	2,890
23	June	3,570	3,332	2,856	3,808	4,046	4,760	4,284	3,808
24	June	3,570	3,332	2,856	3,808	4,046	4,760	4,284	3,808
25	June	3,570	3,332	2,856	3,808	4,046	4,760	4,284	3,808
26	June	3,570	3,332	2,856	3,808	4,046	4,760	4,284	3,808
27	June	3,570	4,046	3,808	4,284	4,522	4,760	4,284	4,182
28	July	4,284	4,046	3,808	4,284	4,522	4,760	4,284	4,284
29	July	4,284	4,046	3,808	4,284	4,522	4,760	4,284	4,284
30	July	4,284	4,046	3,808	4,284	4,522	4,760	4,284	4,284
31	July	4,284	4,046	3,808	4,284	4,522	4,760	4,284	4,284
32	August	4,284	4,046	3,808	4,284	4,522	4,760	4,284	4,284
33	August	4,284	4,046	3,808	4,284	4,522	4,760	4,284	4,284
34	August	4,284	4,046	3,808	4,284	4,522	4,760	4,284	4,284
35	August	4,284	4,046	3,808	4,284	4,522	4,760	4,284	4,284
36	September	3,094	2,618	2,380	3,094	3,570	4,760	3,808	3,332
37	September	3,094	2,618	2,380	3,094	3,570	4,760	3,808	3,332
38	September	3,094	2,618	2,380	3,094	3,570	4,760	3,808	3,332
39	September	3,094	2,618	2,380	3,094	3,570	4,760	3,808	3,332
40	September	3,094	2,618	1,904	2,142	2,856	4,760	4,046	3,060
41	October	2,856	1,428	1,904	2,142	2,856	4,760	4,046	2,856
42	October	2,856	1,428	1,904	2,142	2,856	4,760	4,046	2,856
43	October	2,856	1,428	1,904	2,142	2,856	4,760	4,046	2,856
44	October	2,856	1,428	1,904	2,142	2,856	4,736	4,046	2,853
45	November	1,428	952	714	952	2,142	4,736	4,046	2,139
46	November	1,428	952	714	952	2,142	4,736	4,046	2,139
47	November	1,428	952	714	952	2,142	4,736	4,046	2,139
48	November	1,428	952	714	952	2,142	4,736	4,046	2,139
49	December	2,380	1,190	1,428	1,666	2,380	4,736	3,808	2,513
50	December	2,380	1,190	1,428	1,666	2,380	4,736	3,808	2,513
51	December	2,380	1,190	1,428	1,666	2,380	4,736	3,808	2,513
52	December	2,380	1,190	1,428	1,666	2,380	4,736	3,808	2,513
53	December	2,380	1,190	1,428	0	0	0	0	714

Table Hotel 11.1

London Resort - Hotel									
Illustrative Daily Estimated Hotel Visitor Arrivals: Year 2025									
Week	Month	Daily							Total
Number	Week Starting	Monday	Tuesday	Wednesday	Thursday	Friday	Saturday	Sunday	Arrivals
1	January	0	0	496	662	1,489	3,292	2,812	8,751
2	January	993	662	496	662	1,489	3,292	2,812	10,405
3	January	993	662	496	662	1,489	3,292	2,812	10,405
4	January	993	662	496	662	1,489	3,292	2,812	10,405
5	January	993	662	496	662	1,489	3,162	2,702	10,165
6	February	954	636	477	636	1,430	3,162	2,702	9,996
7	February	954	636	477	636	1,430	3,162	2,702	9,996
8	February	954	636	477	636	1,430	3,162	2,702	9,996
9	February	954	636	477	636	1,430	3,066	2,606	9,804
10	March	1,840	920	1,226	1,380	1,840	3,066	2,606	12,878
11	March	1,840	920	1,226	1,380	1,840	3,066	2,606	12,878
12	March	1,840	920	1,226	1,380	1,840	3,066	2,606	12,878
13	March	1,840	920	1,226	1,380	1,840	3,066	2,606	12,878
14	March	1,840	2,249	1,928	2,571	2,731	3,214	2,892	17,425
15	April	2,410	2,249	1,928	2,571	2,731	3,214	2,892	17,996
16	April	2,410	2,249	1,928	2,571	2,731	3,214	2,892	17,996
17	April	2,410	2,249	1,928	2,571	2,731	3,214	2,892	17,996
18	April	2,410	2,249	1,928	1,409	1,879	3,131	2,662	15,668
19	May	1,879	939	1,252	1,409	1,879	3,131	2,662	13,151
20	May	1,879	939	1,252	1,409	1,879	3,131	2,662	13,151
21	May	1,879	939	1,252	1,409	1,879	3,131	2,662	13,151
22	May	1,879	939	1,252	1,409	1,879	3,131	2,850	13,340
23	June	2,375	2,217	1,900	2,533	2,692	3,167	2,850	17,734
24	June	2,375	2,217	1,900	2,533	2,692	3,167	2,850	17,734
25	June	2,375	2,217	1,900	2,533	2,692	3,167	2,850	17,734
26	June	2,375	2,217	1,900	2,533	2,692	3,167	2,850	17,734
27	June	2,375	2,712	2,552	2,871	3,031	3,190	2,871	19,604
28	July	2,871	2,712	2,552	2,871	3,031	3,190	2,871	20,100
29	July	2,871	2,712	2,552	2,871	3,031	3,190	2,871	20,100
30	July	2,871	2,712	2,552	2,871	3,031	3,190	2,871	20,100
31	July	2,871	2,712	2,552	2,871	2,999	3,156	2,841	20,003
32	August	2,841	2,683	2,525	2,841	2,999	3,156	2,841	19,885
33	August	2,841	2,683	2,525	2,841	2,999	3,156	2,841	19,885
34	August	2,841	2,683	2,525	2,841	2,999	3,156	2,841	19,885
35	August	2,841	2,683	2,525	2,841	2,999	3,156	2,841	19,885
36	September	2,083	1,762	1,602	2,083	2,403	3,204	2,563	15,699
37	September	2,083	1,762	1,602	2,083	2,403	3,204	2,563	15,699
38	September	2,083	1,762	1,602	2,083	2,403	3,204	2,563	15,699
39	September	2,083	1,762	1,602	2,083	2,403	3,204	2,563	15,699
40	September	2,083	1,762	1,294	1,455	1,941	3,234	2,749	14,517
41	October	1,941	970	1,294	1,455	1,941	3,234	2,749	13,584
42	October	1,941	970	1,294	1,455	1,941	3,234	2,749	13,584
43	October	1,941	970	1,294	1,455	1,941	3,234	2,749	13,584
44	October	1,941	970	1,294	1,455	1,941	2,955	2,524	13,080
45	November	891	594	445	594	1,336	2,955	2,524	9,340
46	November	891	594	445	594	1,336	2,955	2,524	9,340
47	November	891	594	445	594	1,336	2,955	2,524	9,340
48	November	891	594	445	594	1,336	2,955	2,524	9,340
49	December	1,648	824	989	1,154	1,648	3,280	2,637	12,182
50	December	1,648	824	989	1,154	1,648	3,280	2,637	12,182
51	December	1,648	824	989	1,154	1,648	3,280	2,637	12,182
52	December	1,648	824	989	1,154	1,648	3,280	2,637	12,182
53	December	1,648	824	989	0	0	0	0	3,462

Table Hotel 11.2

London Resort - Hotel									
Illustrative Daily Estimated Hotel Visitor Departures Year 2025									
Week	Month	Daily Departures							Total
Number	Week Starting	Monday	Tuesday	Wednesday	Thursday	Friday	Saturday	Sunday	Departures
1	January	0	0	969	674	619	1,194	2,621	6,077
2	January	2,911	1,637	848	585	612	1,191	2,621	10,405
3	January	2,911	1,637	848	585	612	1,191	2,621	10,405
4	January	2,911	1,637	848	585	612	1,191	2,621	10,405
5	January	2,911	1,637	848	585	612	1,191	2,538	10,322
6	February	2,798	1,573	814	562	588	1,144	2,518	9,998
7	February	2,797	1,573	814	562	588	1,144	2,518	9,996
8	February	2,797	1,573	814	562	588	1,144	2,518	9,996
9	February	2,797	1,573	814	562	588	1,144	2,456	9,934
10	March	2,704	2,112	1,278	1,157	1,324	1,668	2,613	12,856
11	March	2,722	2,116	1,278	1,157	1,324	1,668	2,613	12,878
12	March	2,722	2,116	1,278	1,157	1,324	1,668	2,613	12,878
13	March	2,722	2,116	1,278	1,157	1,324	1,668	2,613	12,878
14	March	2,722	2,116	2,135	2,036	2,350	2,655	3,030	17,044
15	April	2,988	2,588	2,327	2,053	2,355	2,655	3,030	17,996
16	April	2,988	2,588	2,327	2,053	2,355	2,655	3,030	17,996
17	April	2,988	2,588	2,327	2,053	2,355	2,655	3,030	17,996
18	April	2,988	2,588	2,327	2,053	1,606	1,733	2,675	15,970
19	May	2,780	2,161	1,305	1,182	1,352	1,703	2,669	13,151
20	May	2,780	2,161	1,305	1,182	1,352	1,703	2,669	13,151
21	May	2,780	2,161	1,305	1,182	1,352	1,703	2,669	13,151
22	May	2,780	2,161	1,305	1,182	1,352	1,703	2,669	13,151
23	June	2,901	2,541	2,292	2,023	2,321	2,617	2,986	17,681
24	June	2,944	2,550	2,293	2,023	2,321	2,617	2,986	17,734
25	June	2,944	2,550	2,293	2,023	2,321	2,617	2,986	17,734
26	June	2,944	2,550	2,293	2,023	2,321	2,617	2,986	17,734
27	June	2,944	2,550	2,612	2,602	2,760	2,965	3,125	19,559
28	July	2,978	2,881	2,772	2,615	2,765	2,965	3,125	20,100
29	July	2,978	2,881	2,772	2,615	2,765	2,965	3,125	20,100
30	July	2,978	2,881	2,772	2,615	2,765	2,965	3,125	20,100
31	July	2,978	2,881	2,772	2,615	2,765	2,944	3,093	20,047
32	August	2,946	2,850	2,742	2,587	2,736	2,933	3,092	19,885
33	August	2,946	2,850	2,742	2,587	2,736	2,933	3,092	19,885
34	August	2,946	2,850	2,742	2,587	2,736	2,933	3,092	19,885
35	August	2,946	2,850	2,742	2,587	2,736	2,933	3,092	19,885
36	September	2,946	2,361	1,906	1,678	1,921	2,274	2,903	15,988
37	September	2,759	2,268	1,899	1,675	1,921	2,274	2,903	15,699
38	September	2,759	2,268	1,899	1,675	1,921	2,274	2,903	15,699
39	September	2,759	2,268	1,899	1,675	1,921	2,274	2,903	15,699
40	September	2,759	2,268	1,899	1,476	1,418	1,767	2,756	14,343
41	October	2,871	2,232	1,348	1,221	1,396	1,759	2,756	13,584
42	October	2,871	2,232	1,348	1,221	1,396	1,759	2,756	13,584
43	October	2,871	2,232	1,348	1,221	1,396	1,759	2,756	13,584
44	October	2,871	2,232	1,348	1,221	1,396	1,759	2,576	13,404
45	November	2,637	1,476	761	525	549	1,069	2,353	9,370
46	November	2,613	1,470	761	525	549	1,069	2,353	9,340
47	November	2,613	1,470	761	525	549	1,069	2,353	9,340
48	November	2,613	1,470	761	525	549	1,069	2,353	9,340
49	December	2,613	1,958	1,152	968	1,098	1,465	2,682	11,937
50	December	2,804	2,006	1,158	969	1,098	1,465	2,682	12,182
51	December	2,804	2,006	1,158	969	1,098	1,465	2,682	12,182
52	December	2,804	2,006	1,158	969	1,098	1,465	2,682	12,182
53	December	2,804	2,006	1,158	0	0	0	0	5,967

Table Hotel 12.0

London Resort - Hotel																				
Illustrative Daily and Hourly Arrivals - Year 2025																				
		Total	before	8 am -	9 am -	10 am -	11 am -	12 pm -	1 pm -	2 pm -	3 pm -	4 pm -	5 pm -	6 pm -	7 pm -	8 pm -	9 pm -	10 pm -	11 pm -	MAX
		Arrivals	8 am	9 am	10 am	11 am	12 pm	1 pm	2 pm	3 pm	4 pm	5 pm	6 pm	7 pm	8 pm	9 pm	10 pm	11 pm	12 am	
Month:	July																			
Hourly Type:	Arrivals																			
01/07/2025	Tuesday	2,712	0	0	0	54	136	271	407	407	542	407	271	136	54	27	0	0	0	542
02/07/2025	Wednesday	2,552	0	0	0	51	128	255	383	383	510	383	255	128	51	26	0	0	0	510
03/07/2025	Thursday	2,871	0	0	0	57	144	287	431	431	574	431	287	144	57	29	0	0	0	574
04/07/2025	Friday	3,031	0	0	0	61	152	303	455	455	606	455	303	152	61	30	0	0	0	606
05/07/2025	Saturday	3,190	0	0	0	64	160	319	479	479	638	479	319	160	64	32	0	0	0	638
06/07/2025	Sunday	2,871	0	0	0	57	144	287	431	431	574	431	287	144	57	29	0	0	0	574
07/07/2025	Monday	2,871	0	0	0	57	144	287	431	431	574	431	287	144	57	29	0	0	0	574
08/07/2025	Tuesday	2,712	0	0	0	54	136	271	407	407	542	407	271	136	54	27	0	0	0	542
09/07/2025	Wednesday	2,552	0	0	0	51	128	255	383	383	510	383	255	128	51	26	0	0	0	510
10/07/2025	Thursday	2,871	0	0	0	57	144	287	431	431	574	431	287	144	57	29	0	0	0	574
11/07/2025	Friday	3,031	0	0	0	61	152	303	455	455	606	455	303	152	61	30	0	0	0	606
12/07/2025	Saturday	3,190	0	0	0	64	160	319	479	479	638	479	319	160	64	32	0	0	0	638
13/07/2025	Sunday	2,871	0	0	0	57	144	287	431	431	574	431	287	144	57	29	0	0	0	574
14/07/2025	Monday	2,871	0	0	0	57	144	287	431	431	574	431	287	144	57	29	0	0	0	574
15/07/2025	Tuesday	2,712	0	0	0	54	136	271	407	407	542	407	271	136	54	27	0	0	0	542
16/07/2025	Wednesday	2,552	0	0	0	51	128	255	383	383	510	383	255	128	51	26	0	0	0	510
17/07/2025	Thursday	2,871	0	0	0	57	144	287	431	431	574	431	287	144	57	29	0	0	0	574
18/07/2025	Friday	3,031	0	0	0	61	152	303	455	455	606	455	303	152	61	30	0	0	0	606
19/07/2025	Saturday	3,190	0	0	0	64	160	319	479	479	638	479	319	160	64	32	0	0	0	638
20/07/2025	Sunday	2,871	0	0	0	57	144	287	431	431	574	431	287	144	57	29	0	0	0	574
21/07/2025	Monday	2,871	0	0	0	57	144	287	431	431	574	431	287	144	57	29	0	0	0	574
22/07/2025	Tuesday	2,712	0	0	0	54	136	271	407	407	542	407	271	136	54	27	0	0	0	542
23/07/2025	Wednesday	2,552	0	0	0	51	128	255	383	383	510	383	255	128	51	26	0	0	0	510
24/07/2025	Thursday	2,871	0	0	0	57	144	287	431	431	574	431	287	144	57	29	0	0	0	574
25/07/2025	Friday	3,031	0	0	0	61	152	303	455	455	606	455	303	152	61	30	0	0	0	606
26/07/2025	Saturday	3,190	0	0	0	64	160	319	479	479	638	479	319	160	64	32	0	0	0	638
27/07/2025	Sunday	2,871	0	0	0	57	144	287	431	431	574	431	287	144	57	29	0	0	0	574
28/07/2025	Monday	2,871	0	0	0	57	144	287	431	431	574	431	287	144	57	29	0	0	0	574
29/07/2025	Tuesday	2,712	0	0	0	54	136	271	407	407	542	407	271	136	54	27	0	0	0	542
30/07/2025	Wednesday	2,552	0	0	0	51	128	255	383	383	510	383	255	128	51	26	0	0	0	510
31/07/2025	Thursday	2,871	0	0	0	57	144	287	431	431	574	431	287	144	57	29	0	0	0	574

Table Hotel 12.1

London Resort - Hotels																				
Illustrative Daily and Hourly Departures - Year 2025																				
		Attendance	before 8 am	8 am - 9 am	9 am - 10 am	10 am - 11 am	11 am - 12 pm	12 pm - 1 pm	1 pm - 2 pm	2 pm - 3 pm	3 pm - 4 pm	4 pm - 5 pm	5 pm - 6 pm	6 pm - 7 pm	7 pm - 8 pm	8 pm - 9 pm	9 pm - 10 pm	10 pm - 11 pm	11 pm - 12 am	MAX
Month:	July																			
Hourly Type:	Departures																			
01/07/2025	Tuesday	2,550	26	51	128	128	255	306	434	408	255	255	128	128	51	0	0	0	0	434
02/07/2025	Wednesday	2,612	26	52	131	131	261	313	444	418	261	261	131	131	52	0	0	0	0	444
03/07/2025	Thursday	2,602	26	52	130	130	260	312	442	416	260	260	130	130	52	0	0	0	0	442
04/07/2025	Friday	2,760	28	55	138	138	276	331	469	442	276	276	138	138	55	0	0	0	0	469
05/07/2025	Saturday	2,965	30	59	148	148	296	356	504	474	296	296	148	148	59	0	0	0	0	504
06/07/2025	Sunday	3,125	31	63	156	156	313	375	531	500	313	313	156	156	63	0	0	0	0	531
07/07/2025	Monday	2,978	30	60	149	149	298	357	506	476	298	298	149	149	60	0	0	0	0	506
08/07/2025	Tuesday	2,881	29	58	144	144	288	346	490	461	288	288	144	144	58	0	0	0	0	490
09/07/2025	Wednesday	2,772	28	55	139	139	277	333	471	443	277	277	139	139	55	0	0	0	0	471
10/07/2025	Thursday	2,615	26	52	131	131	261	314	444	418	261	261	131	131	52	0	0	0	0	444
11/07/2025	Friday	2,765	28	55	138	138	277	332	470	442	277	277	138	138	55	0	0	0	0	470
12/07/2025	Saturday	2,965	30	59	148	148	296	356	504	474	296	296	148	148	59	0	0	0	0	504
13/07/2025	Sunday	3,125	31	63	156	156	313	375	531	500	313	313	156	156	63	0	0	0	0	531
14/07/2025	Monday	2,978	30	60	149	149	298	357	506	476	298	298	149	149	60	0	0	0	0	506
15/07/2025	Tuesday	2,881	29	58	144	144	288	346	490	461	288	288	144	144	58	0	0	0	0	490
16/07/2025	Wednesday	2,772	28	55	139	139	277	333	471	443	277	277	139	139	55	0	0	0	0	471
17/07/2025	Thursday	2,615	26	52	131	131	261	314	444	418	261	261	131	131	52	0	0	0	0	444
18/07/2025	Friday	2,765	28	55	138	138	277	332	470	442	277	277	138	138	55	0	0	0	0	470
19/07/2025	Saturday	2,965	30	59	148	148	296	356	504	474	296	296	148	148	59	0	0	0	0	504
20/07/2025	Sunday	3,125	31	63	156	156	313	375	531	500	313	313	156	156	63	0	0	0	0	531
21/07/2025	Monday	2,978	30	60	149	149	298	357	506	476	298	298	149	149	60	0	0	0	0	506
22/07/2025	Tuesday	2,881	29	58	144	144	288	346	490	461	288	288	144	144	58	0	0	0	0	490
23/07/2025	Wednesday	2,772	28	55	139	139	277	333	471	443	277	277	139	139	55	0	0	0	0	471
24/07/2025	Thursday	2,615	26	52	131	131	261	314	444	418	261	261	131	131	52	0	0	0	0	444
25/07/2025	Friday	2,765	28	55	138	138	277	332	470	442	277	277	138	138	55	0	0	0	0	470
26/07/2025	Saturday	2,965	30	59	148	148	296	356	504	474	296	296	148	148	59	0	0	0	0	504
27/07/2025	Sunday	3,125	31	63	156	156	313	375	531	500	313	313	156	156	63	0	0	0	0	531
28/07/2025	Monday	2,978	30	60	149	149	298	357	506	476	298	298	149	149	60	0	0	0	0	506
29/07/2025	Tuesday	2,881	29	58	144	144	288	346	490	461	288	288	144	144	58	0	0	0	0	490
30/07/2025	Wednesday	2,772	28	55	139	139	277	333	471	443	277	277	139	139	55	0	0	0	0	471
31/07/2025	Thursday	2,615	26	52	131	131	261	314	444	418	261	261	131	131	52	0	0	0	0	444

Table Hotel 12.2

London Resort - Main Gate
Illustrative Daily and Hourly On-Site Attendance - Year 2025

Attendance

Month:	July	
Hourly Type:	On-Site	
01/07/2025	Tuesday	4,046
02/07/2025	Wednesday	3,808
03/07/2025	Thursday	4,284
04/07/2025	Friday	4,522
05/07/2025	Saturday	4,760
06/07/2025	Sunday	4,284
07/07/2025	Monday	4,284
08/07/2025	Tuesday	4,046
09/07/2025	Wednesday	3,808
10/07/2025	Thursday	4,284
11/07/2025	Friday	4,522
12/07/2025	Saturday	4,760
13/07/2025	Sunday	4,284
14/07/2025	Monday	4,284
15/07/2025	Tuesday	4,046
16/07/2025	Wednesday	3,808
17/07/2025	Thursday	4,284
18/07/2025	Friday	4,522
19/07/2025	Saturday	4,760
20/07/2025	Sunday	4,284
21/07/2025	Monday	4,284
22/07/2025	Tuesday	4,046
23/07/2025	Wednesday	3,808
24/07/2025	Thursday	4,284
25/07/2025	Friday	4,522
26/07/2025	Saturday	4,760
27/07/2025	Sunday	4,284
28/07/2025	Monday	4,284
29/07/2025	Tuesday	4,046
30/07/2025	Wednesday	3,808
31/07/2025	Thursday	4,284

Table Data ->

Table Total Attend
Daily and Hourly Attendance

Date	Year	Month		Day of Month	Wk. Dy. #	Wk. Weekday	Week Number	MG	2G	RDE	Waterpark	Event	Hotel	Total	Daily Attendance
		#	Month												Rank
01/01/2025	2025	1	January	1	3	Wednesday	1	4,748	0	764	305	0	714	6,531	349
02/01/2025	2025	1	January	2	4	Thursday	1	5,367	0	863	345	0	952	7,527	336
03/01/2025	2025	1	January	3	5	Friday	1	6,193	0	996	398	0	2,142	9,729	301
04/01/2025	2025	1	January	4	6	Saturday	1	9,083	0	1,461	583	1,704	4,736	17,568	172
05/01/2025	2025	1	January	5	7	Sunday	1	7,845	0	1,262	504	1,136	4,046	14,792	221
06/01/2025	2025	1	January	6	1	Monday	2	5,367	0	863	345	0	1,428	8,003	323
07/01/2025	2025	1	January	7	2	Tuesday	2	3,303	0	531	212	0	952	4,998	359
08/01/2025	2025	1	January	8	3	Wednesday	2	4,129	0	664	265	0	714	5,772	351
09/01/2025	2025	1	January	9	4	Thursday	2	5,367	0	863	345	0	952	7,527	337
10/01/2025	2025	1	January	10	5	Friday	2	6,193	0	996	398	0	2,142	9,729	302
11/01/2025	2025	1	January	11	6	Saturday	2	9,083	0	1,461	583	1,704	4,736	17,568	173
12/01/2025	2025	1	January	12	7	Sunday	2	7,845	0	1,262	504	1,136	4,046	14,792	222
13/01/2025	2025	1	January	13	1	Monday	3	5,367	0	863	345	0	1,428	8,003	324
14/01/2025	2025	1	January	14	2	Tuesday	3	3,303	0	531	212	0	952	4,998	360
15/01/2025	2025	1	January	15	3	Wednesday	3	4,129	0	664	265	0	714	5,772	352
16/01/2025	2025	1	January	16	4	Thursday	3	5,367	0	863	345	0	952	7,527	338
17/01/2025	2025	1	January	17	5	Friday	3	6,193	0	996	398	0	2,142	9,729	303
18/01/2025	2025	1	January	18	6	Saturday	3	9,083	0	1,461	583	1,704	4,736	17,568	174
19/01/2025	2025	1	January	19	7	Sunday	3	7,845	0	1,262	504	1,136	4,046	14,792	223
20/01/2025	2025	1	January	20	1	Monday	4	5,367	0	863	345	0	1,428	8,003	325
21/01/2025	2025	1	January	21	2	Tuesday	4	3,303	0	531	212	0	952	4,998	361
22/01/2025	2025	1	January	22	3	Wednesday	4	4,129	0	664	265	0	714	5,772	353
23/01/2025	2025	1	January	23	4	Thursday	4	5,367	0	863	345	0	952	7,527	339
24/01/2025	2025	1	January	24	5	Friday	4	6,193	0	996	398	0	2,142	9,729	304
25/01/2025	2025	1	January	25	6	Saturday	4	9,083	0	1,461	583	1,704	4,736	17,568	175
26/01/2025	2025	1	January	26	7	Sunday	4	7,845	0	1,262	504	1,136	4,046	14,792	224
27/01/2025	2025	1	January	27	1	Monday	5	5,367	0	863	345	0	1,428	8,003	326
28/01/2025	2025	1	January	28	2	Tuesday	5	3,303	0	531	212	0	952	4,998	362
29/01/2025	2025	1	January	29	3	Wednesday	5	4,129	0	664	265	0	714	5,772	354
30/01/2025	2025	1	January	30	4	Thursday	5	5,367	0	863	345	0	952	7,527	340
31/01/2025	2025	1	January	31	5	Friday	5	6,193	0	996	398	0	2,142	9,729	305
01/02/2025	2025	2	February	1	6	Saturday	5	13,723	0	1,927	881	2,343	4,736	23,610	101
02/02/2025	2025	2	February	2	7	Sunday	5	11,852	0	1,664	761	1,562	4,046	19,885	156
03/02/2025	2025	2	February	3	1	Monday	6	8,109	0	1,139	521	0	1,428	11,196	281
04/02/2025	2025	2	February	4	2	Tuesday	6	4,990	0	701	320	0	952	6,963	345
05/02/2025	2025	2	February	5	3	Wednesday	6	6,238	0	876	400	0	714	8,228	319
06/02/2025	2025	2	February	6	4	Thursday	6	8,109	0	1,139	521	0	952	10,720	285
07/02/2025	2025	2	February	7	5	Friday	6	9,357	0	1,314	601	0	2,142	13,413	256
08/02/2025	2025	2	February	8	6	Saturday	6	13,723	0	1,927	881	2,343	4,736	23,610	102
09/02/2025	2025	2	February	9	7	Sunday	6	11,852	0	1,664	761	1,562	4,046	19,885	157
10/02/2025	2025	2	February	10	1	Monday	7	8,109	0	1,139	521	0	1,428	11,196	282
11/02/2025	2025	2	February	11	2	Tuesday	7	4,990	0	701	320	0	952	6,963	346
12/02/2025	2025	2	February	12	3	Wednesday	7	6,238	0	876	400	0	714	8,228	320
13/02/2025	2025	2	February	13	4	Thursday	7	8,109	0	1,139	521	0	952	10,720	286
14/02/2025	2025	2	February	14	5	Friday	7	9,357	0	1,314	601	0	2,142	13,413	257
15/02/2025	2025	2	February	15	6	Saturday	7	13,723	0	1,927	881	2,343	4,736	23,610	103
16/02/2025	2025	2	February	16	7	Sunday	7	11,852	0	1,664	761	1,562	4,046	19,885	158
17/02/2025	2025	2	February	17	1	Monday	8	8,109	0	1,139	521	0	1,428	11,196	283
18/02/2025	2025	2	February	18	2	Tuesday	8	4,990	0	701	320	0	952	6,963	347
19/02/2025	2025	2	February	19	3	Wednesday	8	6,238	0	876	400	0	714	8,228	321

20/02/2025	2025	2 February	20	4 Thursday	8	8,109	0	1,139	521	0	952	10,720	287
21/02/2025	2025	2 February	21	5 Friday	8	9,357	0	1,314	601	0	2,142	13,413	258
22/02/2025	2025	2 February	22	6 Saturday	8	13,723	0	1,927	881	2,343	4,736	23,610	104
23/02/2025	2025	2 February	23	7 Sunday	8	11,852	0	1,664	761	1,562	4,046	19,885	159
24/02/2025	2025	2 February	24	1 Monday	9	8,109	0	1,139	521	0	1,428	11,196	284
25/02/2025	2025	2 February	25	2 Tuesday	9	4,990	0	701	320	0	952	6,963	348
26/02/2025	2025	2 February	26	3 Wednesday	9	6,238	0	876	400	0	714	8,228	322
27/02/2025	2025	2 February	27	4 Thursday	9	8,109	0	1,139	521	0	952	10,720	288
28/02/2025	2025	2 February	28	5 Friday	9	9,357	0	1,314	601	0	2,142	13,413	259
01/03/2025	2025	3 March	1	6 Saturday	9	14,721	0	2,165	945	2,727	4,760	25,318	84
02/03/2025	2025	3 March	2	7 Sunday	9	13,319	0	1,959	855	1,818	4,046	21,997	119
03/03/2025	2025	3 March	3	1 Monday	10	9,113	0	1,340	585	0	2,856	13,894	245
04/03/2025	2025	3 March	4	2 Tuesday	10	6,309	0	928	405	0	1,428	9,070	315
05/03/2025	2025	3 March	5	3 Wednesday	10	7,010	0	1,031	450	0	1,904	10,395	289
06/03/2025	2025	3 March	6	4 Thursday	10	9,113	0	1,340	585	0	2,142	13,180	260
07/03/2025	2025	3 March	7	5 Friday	10	10,515	0	1,547	675	0	2,856	15,593	213
08/03/2025	2025	3 March	8	6 Saturday	10	14,721	0	2,165	945	2,727	4,760	25,318	85
09/03/2025	2025	3 March	9	7 Sunday	10	13,319	0	1,959	855	1,818	4,046	21,997	120
10/03/2025	2025	3 March	10	1 Monday	11	9,113	0	1,340	585	0	2,856	13,894	246
11/03/2025	2025	3 March	11	2 Tuesday	11	6,309	0	928	405	0	1,428	9,070	316
12/03/2025	2025	3 March	12	3 Wednesday	11	7,010	0	1,031	450	0	1,904	10,395	290
13/03/2025	2025	3 March	13	4 Thursday	11	9,113	0	1,340	585	0	2,142	13,180	261
14/03/2025	2025	3 March	14	5 Friday	11	10,515	0	1,547	675	0	2,856	15,593	214
15/03/2025	2025	3 March	15	6 Saturday	11	14,721	0	2,165	945	2,727	4,760	25,318	86
16/03/2025	2025	3 March	16	7 Sunday	11	13,319	0	1,959	855	1,818	4,046	21,997	121
17/03/2025	2025	3 March	17	1 Monday	12	9,113	0	1,340	585	0	2,856	13,894	247
18/03/2025	2025	3 March	18	2 Tuesday	12	6,309	0	928	405	0	1,428	9,070	317
19/03/2025	2025	3 March	19	3 Wednesday	12	7,010	0	1,031	450	0	1,904	10,395	291
20/03/2025	2025	3 March	20	4 Thursday	12	9,113	0	1,340	585	0	2,142	13,180	262
21/03/2025	2025	3 March	21	5 Friday	12	10,515	0	1,547	675	0	2,856	15,593	215
22/03/2025	2025	3 March	22	6 Saturday	12	14,721	0	2,165	945	2,727	4,760	25,318	87
23/03/2025	2025	3 March	23	7 Sunday	12	13,319	0	1,959	855	1,818	4,046	21,997	122
24/03/2025	2025	3 March	24	1 Monday	13	9,113	0	1,340	585	0	2,856	13,894	248
25/03/2025	2025	3 March	25	2 Tuesday	13	6,309	0	928	405	0	1,428	9,070	318
26/03/2025	2025	3 March	26	3 Wednesday	13	7,010	0	1,031	450	0	1,904	10,395	292
27/03/2025	2025	3 March	27	4 Thursday	13	9,113	0	1,340	585	0	2,142	13,180	263
28/03/2025	2025	3 March	28	5 Friday	13	10,515	0	1,547	675	0	2,856	15,593	216
29/03/2025	2025	3 March	29	6 Saturday	13	14,721	0	2,165	945	2,727	4,760	25,318	88
30/03/2025	2025	3 March	30	7 Sunday	13	13,319	0	1,959	855	1,818	4,046	21,997	123
31/03/2025	2025	3 March	31	1 Monday	14	9,113	0	1,340	585	0	2,856	13,894	249
01/04/2025	2025	4 April	1	2 Tuesday	14	10,541	0	1,233	677	0	3,332	15,783	204
02/04/2025	2025	4 April	2	3 Wednesday	14	11,713	0	1,370	752	0	2,856	16,691	190
03/04/2025	2025	4 April	3	4 Thursday	14	15,226	0	1,781	977	0	3,808	21,793	124
04/04/2025	2025	4 April	4	5 Friday	14	17,569	0	2,056	1,128	0	4,046	24,798	89
05/04/2025	2025	4 April	5	6 Saturday	14	24,597	0	2,878	1,579	4,407	4,760	38,220	5
06/04/2025	2025	4 April	6	7 Sunday	14	22,254	0	2,604	1,429	2,938	4,284	33,508	23
07/04/2025	2025	4 April	7	1 Monday	15	15,226	0	1,781	977	0	3,570	21,555	132
08/04/2025	2025	4 April	8	2 Tuesday	15	10,541	0	1,233	677	0	3,332	15,783	205
09/04/2025	2025	4 April	9	3 Wednesday	15	11,713	0	1,370	752	0	2,856	16,691	191
10/04/2025	2025	4 April	10	4 Thursday	15	15,226	0	1,781	977	0	3,808	21,793	125
11/04/2025	2025	4 April	11	5 Friday	15	17,569	0	2,056	1,128	0	4,046	24,798	90
12/04/2025	2025	4 April	12	6 Saturday	15	24,597	0	2,878	1,579	4,407	4,760	38,220	6
13/04/2025	2025	4 April	13	7 Sunday	15	22,254	0	2,604	1,429	2,938	4,284	33,508	24
14/04/2025	2025	4 April	14	1 Monday	16	15,226	0	1,781	977	0	3,570	21,555	133
15/04/2025	2025	4 April	15	2 Tuesday	16	10,541	0	1,233	677	0	3,332	15,783	206
16/04/2025	2025	4 April	16	3 Wednesday	16	11,713	0	1,370	752	0	2,856	16,691	192
17/04/2025	2025	4 April	17	4 Thursday	16	15,226	0	1,781	977	0	3,808	21,793	126
18/04/2025	2025	4 April	18	5 Friday	16	20,204	0	2,364	1,297	0	4,046	27,911	63

19/04/2025	2025	4 April	19	6 Saturday	16	24,597	0	2,878	1,579	4,407	4,760	38,220	7
20/04/2025	2025	4 April	20	7 Sunday	16	25,592	0	2,994	1,643	3,379	4,284	37,892	9
21/04/2025	2025	4 April	21	1 Monday	17	17,510	0	2,049	1,124	0	3,570	24,253	96
22/04/2025	2025	4 April	22	2 Tuesday	17	10,541	0	1,233	677	0	3,332	15,783	207
23/04/2025	2025	4 April	23	3 Wednesday	17	11,713	0	1,370	752	0	2,856	16,691	193
24/04/2025	2025	4 April	24	4 Thursday	17	15,226	0	1,781	977	0	3,808	21,793	127
25/04/2025	2025	4 April	25	5 Friday	17	17,569	0	2,056	1,128	0	4,046	24,798	91
26/04/2025	2025	4 April	26	6 Saturday	17	24,597	0	2,878	1,579	4,407	4,760	38,220	8
27/04/2025	2025	4 April	27	7 Sunday	17	22,254	0	2,604	1,429	2,938	4,284	33,508	25
28/04/2025	2025	4 April	28	1 Monday	18	15,226	0	1,781	977	0	3,570	21,555	134
29/04/2025	2025	4 April	29	2 Tuesday	18	10,541	0	1,233	677	0	3,332	15,783	208
30/04/2025	2025	4 April	30	3 Wednesday	18	11,713	0	1,370	752	0	2,856	16,691	194
01/05/2025	2025	5 May	1	4 Thursday	18	9,410	0	1,557	604	109	2,142	13,822	250
02/05/2025	2025	5 May	2	5 Friday	18	10,804	0	1,788	693	219	2,856	16,360	195
03/05/2025	2025	5 May	3	6 Saturday	18	12,895	0	2,134	828	1,971	4,760	22,587	114
04/05/2025	2025	5 May	4	7 Sunday	18	12,198	0	2,018	783	1,752	4,046	20,797	147
05/05/2025	2025	5 May	5	1 Monday	19	12,232	0	2,024	785	142	2,856	18,040	170
06/05/2025	2025	5 May	6	2 Tuesday	19	6,970	0	1,153	447	109	1,428	10,108	293
07/05/2025	2025	5 May	7	3 Wednesday	19	8,016	0	1,326	515	109	1,904	11,870	272
08/05/2025	2025	5 May	8	4 Thursday	19	9,410	0	1,557	604	109	2,142	13,822	251
09/05/2025	2025	5 May	9	5 Friday	19	10,804	0	1,788	693	219	2,856	16,360	196
10/05/2025	2025	5 May	10	6 Saturday	19	12,895	0	2,134	828	1,971	4,760	22,587	115
11/05/2025	2025	5 May	11	7 Sunday	19	12,198	0	2,018	783	1,752	4,046	20,797	148
12/05/2025	2025	5 May	12	1 Monday	20	9,410	0	1,557	604	109	2,856	14,536	228
13/05/2025	2025	5 May	13	2 Tuesday	20	6,970	0	1,153	447	109	1,428	10,108	294
14/05/2025	2025	5 May	14	3 Wednesday	20	8,016	0	1,326	515	109	1,904	11,870	273
15/05/2025	2025	5 May	15	4 Thursday	20	9,410	0	1,557	604	109	2,142	13,822	252
16/05/2025	2025	5 May	16	5 Friday	20	10,804	0	1,788	693	219	2,856	16,360	197
17/05/2025	2025	5 May	17	6 Saturday	20	12,895	0	2,134	828	1,971	4,760	22,587	116
18/05/2025	2025	5 May	18	7 Sunday	20	12,198	0	2,018	783	1,752	4,046	20,797	149
19/05/2025	2025	5 May	19	1 Monday	21	9,410	0	1,557	604	109	2,856	14,536	229
20/05/2025	2025	5 May	20	2 Tuesday	21	6,970	0	1,153	447	109	1,428	10,108	295
21/05/2025	2025	5 May	21	3 Wednesday	21	8,016	0	1,326	515	109	1,904	11,870	274
22/05/2025	2025	5 May	22	4 Thursday	21	9,410	0	1,557	604	109	2,142	13,822	253
23/05/2025	2025	5 May	23	5 Friday	21	10,804	0	1,788	693	219	2,856	16,360	198
24/05/2025	2025	5 May	24	6 Saturday	21	12,895	0	2,134	828	1,971	4,760	22,587	117
25/05/2025	2025	5 May	25	7 Sunday	21	12,198	0	2,018	783	1,752	4,046	20,797	150
26/05/2025	2025	5 May	26	1 Monday	22	12,232	0	2,024	785	142	2,856	18,040	171
27/05/2025	2025	5 May	27	2 Tuesday	22	6,970	0	1,153	447	109	1,428	10,108	296
28/05/2025	2025	5 May	28	3 Wednesday	22	8,016	0	1,326	515	109	1,904	11,870	275
29/05/2025	2025	5 May	29	4 Thursday	22	9,410	0	1,557	604	109	2,142	13,822	254
30/05/2025	2025	5 May	30	5 Friday	22	10,804	0	1,788	693	219	2,856	16,360	199
31/05/2025	2025	5 May	31	6 Saturday	22	12,895	0	2,134	828	1,971	4,760	22,587	118
01/06/2025	2025	6 June	1	7 Sunday	22	18,420	0	2,371	1,182	2,567	4,284	28,824	54
02/06/2025	2025	6 June	2	1 Monday	23	14,210	0	1,829	912	160	3,570	20,681	151
03/06/2025	2025	6 June	3	2 Tuesday	23	10,526	0	1,355	676	160	3,332	16,048	200
04/06/2025	2025	6 June	4	3 Wednesday	23	12,104	0	1,558	777	160	2,856	17,456	176
05/06/2025	2025	6 June	5	4 Thursday	23	14,210	0	1,829	912	160	3,808	20,919	143
06/06/2025	2025	6 June	6	5 Friday	23	16,315	0	2,100	1,047	321	4,046	23,828	97
07/06/2025	2025	6 June	7	6 Saturday	23	19,472	0	2,506	1,250	2,888	4,760	30,877	32
08/06/2025	2025	6 June	8	7 Sunday	23	18,420	0	2,371	1,182	2,567	4,284	28,824	55
09/06/2025	2025	6 June	9	1 Monday	24	14,210	0	1,829	912	160	3,570	20,681	152
10/06/2025	2025	6 June	10	2 Tuesday	24	10,526	0	1,355	676	160	3,332	16,048	201
11/06/2025	2025	6 June	11	3 Wednesday	24	12,104	0	1,558	777	160	2,856	17,456	177
12/06/2025	2025	6 June	12	4 Thursday	24	14,210	0	1,829	912	160	3,808	20,919	144
13/06/2025	2025	6 June	13	5 Friday	24	16,315	0	2,100	1,047	321	4,046	23,828	98
14/06/2025	2025	6 June	14	6 Saturday	24	19,472	0	2,506	1,250	2,888	4,760	30,877	33
15/06/2025	2025	6 June	15	7 Sunday	24	18,420	0	2,371	1,182	2,567	4,284	28,824	56

16/06/2025	2025	6 June	16	1 Monday	25	14,210	0	1,829	912	160	3,570	20,681	153
17/06/2025	2025	6 June	17	2 Tuesday	25	10,526	0	1,355	676	160	3,332	16,048	202
18/06/2025	2025	6 June	18	3 Wednesday	25	12,104	0	1,558	777	160	2,856	17,456	178
19/06/2025	2025	6 June	19	4 Thursday	25	14,210	0	1,829	912	160	3,808	20,919	145
20/06/2025	2025	6 June	20	5 Friday	25	16,315	0	2,100	1,047	321	4,046	23,828	99
21/06/2025	2025	6 June	21	6 Saturday	25	19,472	0	2,506	1,250	2,888	4,760	30,877	34
22/06/2025	2025	6 June	22	7 Sunday	25	18,420	0	2,371	1,182	2,567	4,284	28,824	57
23/06/2025	2025	6 June	23	1 Monday	26	14,210	0	1,829	912	160	3,570	20,681	154
24/06/2025	2025	6 June	24	2 Tuesday	26	10,526	0	1,355	676	160	3,332	16,048	203
25/06/2025	2025	6 June	25	3 Wednesday	26	12,104	0	1,558	777	160	2,856	17,456	179
26/06/2025	2025	6 June	26	4 Thursday	26	14,210	0	1,829	912	160	3,808	20,919	146
27/06/2025	2025	6 June	27	5 Friday	26	16,315	0	2,100	1,047	321	4,046	23,828	100
28/06/2025	2025	6 June	28	6 Saturday	26	19,472	0	2,506	1,250	2,888	4,760	30,877	35
29/06/2025	2025	6 June	29	7 Sunday	26	18,420	0	2,371	1,182	2,567	4,284	28,824	58
30/06/2025	2025	6 June	30	1 Monday	27	14,210	0	1,829	912	160	3,570	20,681	155
01/07/2025	2025	7 July	1	2 Tuesday	27	16,369	0	1,685	1,051	445	4,046	23,596	105
02/07/2025	2025	7 July	2	3 Wednesday	27	18,707	0	1,926	1,201	445	3,808	26,087	75
03/07/2025	2025	7 July	3	4 Thursday	27	21,825	0	2,247	1,401	445	4,284	30,202	41
04/07/2025	2025	7 July	4	5 Friday	27	24,943	0	2,568	1,601	445	4,522	34,079	19
05/07/2025	2025	7 July	5	6 Saturday	27	27,281	0	2,809	1,751	3,559	4,760	40,160	1
06/07/2025	2025	7 July	6	7 Sunday	27	25,723	0	2,648	1,651	3,114	4,284	37,420	10
07/07/2025	2025	7 July	7	1 Monday	28	21,046	0	2,167	1,351	445	4,284	29,292	46
08/07/2025	2025	7 July	8	2 Tuesday	28	16,369	0	1,685	1,051	445	4,046	23,596	106
09/07/2025	2025	7 July	9	3 Wednesday	28	18,707	0	1,926	1,201	445	3,808	26,087	76
10/07/2025	2025	7 July	10	4 Thursday	28	21,825	0	2,247	1,401	445	4,284	30,202	42
11/07/2025	2025	7 July	11	5 Friday	28	24,943	0	2,568	1,601	445	4,522	34,079	20
12/07/2025	2025	7 July	12	6 Saturday	28	27,281	0	2,809	1,751	3,559	4,760	40,160	2
13/07/2025	2025	7 July	13	7 Sunday	28	25,723	0	2,648	1,651	3,114	4,284	37,420	11
14/07/2025	2025	7 July	14	1 Monday	29	21,046	0	2,167	1,351	445	4,284	29,292	47
15/07/2025	2025	7 July	15	2 Tuesday	29	16,369	0	1,685	1,051	445	4,046	23,596	107
16/07/2025	2025	7 July	16	3 Wednesday	29	18,707	0	1,926	1,201	445	3,808	26,087	77
17/07/2025	2025	7 July	17	4 Thursday	29	21,825	0	2,247	1,401	445	4,284	30,202	43
18/07/2025	2025	7 July	18	5 Friday	29	24,943	0	2,568	1,601	445	4,522	34,079	21
19/07/2025	2025	7 July	19	6 Saturday	29	27,281	0	2,809	1,751	3,559	4,760	40,160	3
20/07/2025	2025	7 July	20	7 Sunday	29	25,723	0	2,648	1,651	3,114	4,284	37,420	12
21/07/2025	2025	7 July	21	1 Monday	30	21,046	0	2,167	1,351	445	4,284	29,292	48
22/07/2025	2025	7 July	22	2 Tuesday	30	16,369	0	1,685	1,051	445	4,046	23,596	108
23/07/2025	2025	7 July	23	3 Wednesday	30	18,707	0	1,926	1,201	445	3,808	26,087	78
24/07/2025	2025	7 July	24	4 Thursday	30	21,825	0	2,247	1,401	445	4,284	30,202	44
25/07/2025	2025	7 July	25	5 Friday	30	24,943	0	2,568	1,601	445	4,522	34,079	22
26/07/2025	2025	7 July	26	6 Saturday	30	27,281	0	2,809	1,751	3,559	4,760	40,160	4
27/07/2025	2025	7 July	27	7 Sunday	30	25,723	0	2,648	1,651	3,114	4,284	37,420	13
28/07/2025	2025	7 July	28	1 Monday	31	21,046	0	2,167	1,351	445	4,284	29,292	49
29/07/2025	2025	7 July	29	2 Tuesday	31	16,369	0	1,685	1,051	445	4,046	23,596	109
30/07/2025	2025	7 July	30	3 Wednesday	31	18,707	0	1,926	1,201	445	3,808	26,087	79
31/07/2025	2025	7 July	31	4 Thursday	31	21,825	0	2,247	1,401	445	4,284	30,202	45
01/08/2025	2025	8 August	1	5 Friday	31	21,581	0	2,469	1,385	369	4,522	30,326	36
02/08/2025	2025	8 August	2	6 Saturday	31	23,604	0	2,700	1,515	2,949	4,760	35,529	14
03/08/2025	2025	8 August	3	7 Sunday	31	22,255	0	2,546	1,429	2,581	4,284	33,095	26
04/08/2025	2025	8 August	4	1 Monday	32	18,209	0	2,083	1,169	369	4,284	26,114	72
05/08/2025	2025	8 August	5	2 Tuesday	32	14,163	0	1,620	909	369	4,046	21,107	139
06/08/2025	2025	8 August	6	3 Wednesday	32	16,186	0	1,852	1,039	369	3,808	23,253	110
07/08/2025	2025	8 August	7	4 Thursday	32	18,883	0	2,160	1,212	369	4,284	26,908	64
08/08/2025	2025	8 August	8	5 Friday	32	21,581	0	2,469	1,385	369	4,522	30,326	37
09/08/2025	2025	8 August	9	6 Saturday	32	23,604	0	2,700	1,515	2,949	4,760	35,529	15
10/08/2025	2025	8 August	10	7 Sunday	32	22,255	0	2,546	1,429	2,581	4,284	33,095	27
11/08/2025	2025	8 August	11	1 Monday	33	18,209	0	2,083	1,169	369	4,284	26,114	73
12/08/2025	2025	8 August	12	2 Tuesday	33	14,163	0	1,620	909	369	4,046	21,107	140

13/08/2025	2025	8 August	13	3 Wednesday	33	16,186	0	1,852	1,039	369	3,808	23,253	111
14/08/2025	2025	8 August	14	4 Thursday	33	18,883	0	2,160	1,212	369	4,284	26,908	65
15/08/2025	2025	8 August	15	5 Friday	33	21,581	0	2,469	1,385	369	4,522	30,326	38
16/08/2025	2025	8 August	16	6 Saturday	33	23,604	0	2,700	1,515	2,949	4,760	35,529	16
17/08/2025	2025	8 August	17	7 Sunday	33	22,255	0	2,546	1,429	2,581	4,284	33,095	28
18/08/2025	2025	8 August	18	1 Monday	34	18,209	0	2,083	1,169	369	4,284	26,114	74
19/08/2025	2025	8 August	19	2 Tuesday	34	14,163	0	1,620	909	369	4,046	21,107	141
20/08/2025	2025	8 August	20	3 Wednesday	34	16,186	0	1,852	1,039	369	3,808	23,253	112
21/08/2025	2025	8 August	21	4 Thursday	34	18,883	0	2,160	1,212	369	4,284	26,908	66
22/08/2025	2025	8 August	22	5 Friday	34	21,581	0	2,469	1,385	369	4,522	30,326	39
23/08/2025	2025	8 August	23	6 Saturday	34	23,604	0	2,700	1,515	2,949	4,760	35,529	17
24/08/2025	2025	8 August	24	7 Sunday	34	22,255	0	2,546	1,429	2,581	4,284	33,095	29
25/08/2025	2025	8 August	25	1 Monday	35	23,672	0	2,708	1,520	479	4,284	32,663	31
26/08/2025	2025	8 August	26	2 Tuesday	35	14,163	0	1,620	909	369	4,046	21,107	142
27/08/2025	2025	8 August	27	3 Wednesday	35	16,186	0	1,852	1,039	369	3,808	23,253	113
28/08/2025	2025	8 August	28	4 Thursday	35	18,883	0	2,160	1,212	369	4,284	26,908	67
29/08/2025	2025	8 August	29	5 Friday	35	21,581	0	2,469	1,385	369	4,522	30,326	40
30/08/2025	2025	8 August	30	6 Saturday	35	23,604	0	2,700	1,515	2,949	4,760	35,529	18
31/08/2025	2025	8 August	31	7 Sunday	35	22,255	0	2,546	1,429	2,581	4,284	33,095	30
01/09/2025	2025	9 September	1	1 Monday	36	13,015	0	1,675	835	158	3,094	18,777	160
02/09/2025	2025	9 September	2	2 Tuesday	36	9,641	0	1,241	619	158	2,618	14,276	230
03/09/2025	2025	9 September	3	3 Wednesday	36	11,087	0	1,427	712	158	2,380	15,763	209
04/09/2025	2025	9 September	4	4 Thursday	36	13,015	0	1,675	835	158	3,094	18,777	161
05/09/2025	2025	9 September	5	5 Friday	36	14,943	0	1,923	959	316	3,570	21,711	128
06/09/2025	2025	9 September	6	6 Saturday	36	17,835	0	2,295	1,145	2,840	4,760	28,876	50
07/09/2025	2025	9 September	7	7 Sunday	36	16,871	0	2,171	1,083	2,525	3,808	26,458	68
08/09/2025	2025	9 September	8	1 Monday	37	13,015	0	1,675	835	158	3,094	18,777	162
09/09/2025	2025	9 September	9	2 Tuesday	37	9,641	0	1,241	619	158	2,618	14,276	231
10/09/2025	2025	9 September	10	3 Wednesday	37	11,087	0	1,427	712	158	2,380	15,763	210
11/09/2025	2025	9 September	11	4 Thursday	37	13,015	0	1,675	835	158	3,094	18,777	163
12/09/2025	2025	9 September	12	5 Friday	37	14,943	0	1,923	959	316	3,570	21,711	129
13/09/2025	2025	9 September	13	6 Saturday	37	17,835	0	2,295	1,145	2,840	4,760	28,876	51
14/09/2025	2025	9 September	14	7 Sunday	37	16,871	0	2,171	1,083	2,525	3,808	26,458	69
15/09/2025	2025	9 September	15	1 Monday	38	13,015	0	1,675	835	158	3,094	18,777	164
16/09/2025	2025	9 September	16	2 Tuesday	38	9,641	0	1,241	619	158	2,618	14,276	232
17/09/2025	2025	9 September	17	3 Wednesday	38	11,087	0	1,427	712	158	2,380	15,763	211
18/09/2025	2025	9 September	18	4 Thursday	38	13,015	0	1,675	835	158	3,094	18,777	165
19/09/2025	2025	9 September	19	5 Friday	38	14,943	0	1,923	959	316	3,570	21,711	130
20/09/2025	2025	9 September	20	6 Saturday	38	17,835	0	2,295	1,145	2,840	4,760	28,876	52
21/09/2025	2025	9 September	21	7 Sunday	38	16,871	0	2,171	1,083	2,525	3,808	26,458	70
22/09/2025	2025	9 September	22	1 Monday	39	13,015	0	1,675	835	158	3,094	18,777	166
23/09/2025	2025	9 September	23	2 Tuesday	39	9,641	0	1,241	619	158	2,618	14,276	233
24/09/2025	2025	9 September	24	3 Wednesday	39	11,087	0	1,427	712	158	2,380	15,763	212
25/09/2025	2025	9 September	25	4 Thursday	39	13,015	0	1,675	835	158	3,094	18,777	167
26/09/2025	2025	9 September	26	5 Friday	39	14,943	0	1,923	959	316	3,570	21,711	131
27/09/2025	2025	9 September	27	6 Saturday	39	17,835	0	2,295	1,145	2,840	4,760	28,876	53
28/09/2025	2025	9 September	28	7 Sunday	39	16,871	0	2,171	1,083	2,525	3,808	26,458	71
29/09/2025	2025	9 September	29	1 Monday	40	13,015	0	1,675	835	158	3,094	18,777	168
30/09/2025	2025	9 September	30	2 Tuesday	40	9,641	0	1,241	619	158	2,618	14,276	234
01/10/2025	2025	10 October	1	3 Wednesday	40	7,768	0	1,066	499	0	1,904	11,237	276
02/10/2025	2025	10 October	2	4 Thursday	40	10,098	0	1,386	648	0	2,142	14,275	235
03/10/2025	2025	10 October	3	5 Friday	40	11,652	0	1,600	748	0	2,856	16,856	185
04/10/2025	2025	10 October	4	6 Saturday	40	16,313	0	2,239	1,047	4,047	4,760	28,407	59
05/10/2025	2025	10 October	5	7 Sunday	40	14,759	0	2,026	947	2,698	4,046	24,477	92
06/10/2025	2025	10 October	6	1 Monday	41	10,098	0	1,386	648	0	2,856	14,989	217
07/10/2025	2025	10 October	7	2 Tuesday	41	6,991	0	960	449	0	1,428	9,828	297
08/10/2025	2025	10 October	8	3 Wednesday	41	7,768	0	1,066	499	0	1,904	11,237	277
09/10/2025	2025	10 October	9	4 Thursday	41	10,098	0	1,386	648	0	2,142	14,275	236

10/10/2025	2025	10 October	10	5 Friday	41	11,652	0	1,600	748	0	2,856	16,856	186
11/10/2025	2025	10 October	11	6 Saturday	41	16,313	0	2,239	1,047	4,047	4,760	28,407	60
12/10/2025	2025	10 October	12	7 Sunday	41	14,759	0	2,026	947	2,698	4,046	24,477	93
13/10/2025	2025	10 October	13	1 Monday	42	10,098	0	1,386	648	0	2,856	14,989	218
14/10/2025	2025	10 October	14	2 Tuesday	42	6,991	0	960	449	0	1,428	9,828	298
15/10/2025	2025	10 October	15	3 Wednesday	42	7,768	0	1,066	499	0	1,904	11,237	278
16/10/2025	2025	10 October	16	4 Thursday	42	10,098	0	1,386	648	0	2,142	14,275	237
17/10/2025	2025	10 October	17	5 Friday	42	11,652	0	1,600	748	0	2,856	16,856	187
18/10/2025	2025	10 October	18	6 Saturday	42	16,313	0	2,239	1,047	4,047	4,760	28,407	61
19/10/2025	2025	10 October	19	7 Sunday	42	14,759	0	2,026	947	2,698	4,046	24,477	94
20/10/2025	2025	10 October	20	1 Monday	43	10,098	0	1,386	648	0	2,856	14,989	219
21/10/2025	2025	10 October	21	2 Tuesday	43	6,991	0	960	449	0	1,428	9,828	299
22/10/2025	2025	10 October	22	3 Wednesday	43	7,768	0	1,066	499	0	1,904	11,237	279
23/10/2025	2025	10 October	23	4 Thursday	43	10,098	0	1,386	648	0	2,142	14,275	238
24/10/2025	2025	10 October	24	5 Friday	43	11,652	0	1,600	748	0	2,856	16,856	188
25/10/2025	2025	10 October	25	6 Saturday	43	16,313	0	2,239	1,047	4,047	4,760	28,407	62
26/10/2025	2025	10 October	26	7 Sunday	43	14,759	0	2,026	947	2,698	4,046	24,477	95
27/10/2025	2025	10 October	27	1 Monday	44	10,098	0	1,386	648	0	2,856	14,989	220
28/10/2025	2025	10 October	28	2 Tuesday	44	6,991	0	960	449	0	1,428	9,828	300
29/10/2025	2025	10 October	29	3 Wednesday	44	7,768	0	1,066	499	0	1,904	11,237	280
30/10/2025	2025	10 October	30	4 Thursday	44	10,098	0	1,386	648	0	2,142	14,275	239
31/10/2025	2025	10 October	31	5 Friday	44	11,652	0	1,600	748	0	2,856	16,856	189
01/11/2025	2025	11 November	1	6 Saturday	44	9,034	0	1,163	580	1,363	4,736	16,876	180
02/11/2025	2025	11 November	2	7 Sunday	44	7,802	0	1,004	501	909	4,046	14,262	240
03/11/2025	2025	11 November	3	1 Monday	45	5,338	0	687	343	0	1,428	7,796	327
04/11/2025	2025	11 November	4	2 Tuesday	45	3,285	0	423	211	0	952	4,871	363
05/11/2025	2025	11 November	5	3 Wednesday	45	4,312	0	555	277	0	714	5,857	350
06/11/2025	2025	11 November	6	4 Thursday	45	5,338	0	687	343	0	952	7,320	341
07/11/2025	2025	11 November	7	5 Friday	45	6,160	0	793	395	0	2,142	9,490	311
08/11/2025	2025	11 November	8	6 Saturday	45	9,034	0	1,163	580	1,363	4,736	16,876	181
09/11/2025	2025	11 November	9	7 Sunday	45	7,802	0	1,004	501	909	4,046	14,262	241
10/11/2025	2025	11 November	10	1 Monday	46	5,338	0	687	343	0	1,428	7,796	328
11/11/2025	2025	11 November	11	2 Tuesday	46	3,449	0	444	221	0	952	5,067	358
12/11/2025	2025	11 November	12	3 Wednesday	46	4,106	0	528	264	0	714	5,612	355
13/11/2025	2025	11 November	13	4 Thursday	46	5,338	0	687	343	0	952	7,320	342
14/11/2025	2025	11 November	14	5 Friday	46	6,160	0	793	395	0	2,142	9,490	312
15/11/2025	2025	11 November	15	6 Saturday	46	9,034	0	1,163	580	1,363	4,736	16,876	182
16/11/2025	2025	11 November	16	7 Sunday	46	7,802	0	1,004	501	909	4,046	14,262	242
17/11/2025	2025	11 November	17	1 Monday	47	5,338	0	687	343	0	1,428	7,796	329
18/11/2025	2025	11 November	18	2 Tuesday	47	3,285	0	423	211	0	952	4,871	364
19/11/2025	2025	11 November	19	3 Wednesday	47	4,106	0	528	264	0	714	5,612	356
20/11/2025	2025	11 November	20	4 Thursday	47	5,338	0	687	343	0	952	7,320	343
21/11/2025	2025	11 November	21	5 Friday	47	6,160	0	793	395	0	2,142	9,490	313
22/11/2025	2025	11 November	22	6 Saturday	47	9,034	0	1,163	580	1,363	4,736	16,876	183
23/11/2025	2025	11 November	23	7 Sunday	47	7,802	0	1,004	501	909	4,046	14,262	243
24/11/2025	2025	11 November	24	1 Monday	48	5,338	0	687	343	0	1,428	7,796	330
25/11/2025	2025	11 November	25	2 Tuesday	48	3,285	0	423	211	0	952	4,871	365
26/11/2025	2025	11 November	26	3 Wednesday	48	4,106	0	528	264	0	714	5,612	357
27/11/2025	2025	11 November	27	4 Thursday	48	5,338	0	687	343	0	952	7,320	344
28/11/2025	2025	11 November	28	5 Friday	48	6,160	0	793	395	0	2,142	9,490	314
29/11/2025	2025	11 November	29	6 Saturday	48	9,034	0	1,163	580	1,363	4,736	16,876	184
30/11/2025	2025	11 November	30	7 Sunday	48	7,802	0	1,004	501	909	4,046	14,262	244
01/12/2025	2025	12 December	1	1 Monday	49	8,763	0	1,215	563	0	2,380	12,920	264
02/12/2025	2025	12 December	2	2 Tuesday	49	5,393	0	747	346	0	1,190	7,676	331
03/12/2025	2025	12 December	3	3 Wednesday	49	6,741	0	934	433	0	1,428	9,536	306
04/12/2025	2025	12 December	4	4 Thursday	49	8,763	0	1,215	563	0	1,666	12,206	269
05/12/2025	2025	12 December	5	5 Friday	49	10,111	0	1,401	649	0	2,380	14,542	225
06/12/2025	2025	12 December	6	6 Saturday	49	14,830	0	2,055	952	2,982	4,736	25,555	80

07/12/2025	2025	12 December	7	7 Sunday	49	12,807	0	1,775	822	1,988	3,808	21,201	135
08/12/2025	2025	12 December	8	1 Monday	50	8,763	0	1,215	563	0	2,380	12,920	265
09/12/2025	2025	12 December	9	2 Tuesday	50	5,393	0	747	346	0	1,190	7,676	332
10/12/2025	2025	12 December	10	3 Wednesday	50	6,741	0	934	433	0	1,428	9,536	307
11/12/2025	2025	12 December	11	4 Thursday	50	8,763	0	1,215	563	0	1,666	12,206	270
12/12/2025	2025	12 December	12	5 Friday	50	10,111	0	1,401	649	0	2,380	14,542	226
13/12/2025	2025	12 December	13	6 Saturday	50	14,830	0	2,055	952	2,982	4,736	25,555	81
14/12/2025	2025	12 December	14	7 Sunday	50	12,807	0	1,775	822	1,988	3,808	21,201	136
15/12/2025	2025	12 December	15	1 Monday	51	8,763	0	1,215	563	0	2,380	12,920	266
16/12/2025	2025	12 December	16	2 Tuesday	51	5,393	0	747	346	0	1,190	7,676	333
17/12/2025	2025	12 December	17	3 Wednesday	51	6,741	0	934	433	0	1,428	9,536	308
18/12/2025	2025	12 December	18	4 Thursday	51	8,763	0	1,215	563	0	1,666	12,206	271
19/12/2025	2025	12 December	19	5 Friday	51	10,111	0	1,401	649	0	2,380	14,542	227
20/12/2025	2025	12 December	20	6 Saturday	51	14,830	0	2,055	952	2,982	4,736	25,555	82
21/12/2025	2025	12 December	21	7 Sunday	51	12,807	0	1,775	822	1,988	3,808	21,201	137
22/12/2025	2025	12 December	22	1 Monday	52	8,763	0	1,215	563	0	2,380	12,920	267
23/12/2025	2025	12 December	23	2 Tuesday	52	5,393	0	747	346	0	1,190	7,676	334
24/12/2025	2025	12 December	24	3 Wednesday	52	6,741	0	934	433	0	1,428	9,536	309
25/12/2025	2025	12 December	25	4 Thursday	52	10,077	0	1,397	647	0	1,666	13,787	255
26/12/2025	2025	12 December	26	5 Friday	52	13,144	0	1,822	844	0	2,380	18,190	169
27/12/2025	2025	12 December	27	6 Saturday	52	14,830	0	2,055	952	2,982	4,736	25,555	83
28/12/2025	2025	12 December	28	7 Sunday	52	12,807	0	1,775	822	1,988	3,808	21,201	138
29/12/2025	2025	12 December	29	1 Monday	53	8,763	0	1,215	563	0	2,380	12,920	268
30/12/2025	2025	12 December	30	2 Tuesday	53	5,393	0	747	346	0	1,190	7,676	335
31/12/2025	2025	12 December	31	3 Wednesday	53	6,741	0	934	433	0	1,428	9,536	310

Table Total Attend
Daily and Hourly Attendance

Date	Year	Month	Day of Month	Wk. Dy. #	Weekday	Week Number	MG	2G	RDE	Waterpark	Event	Hotel	Total	Daily Attendance Rank	
01/01/2025	2025	1	January	1	3	Wednesday	1	4,748	0	764	305	0	714	6,531	349
02/01/2025	2025	1	January	2	4	Thursday	1	5,367	0	863	345	0	952	7,527	336
03/01/2025	2025	1	January	3	5	Friday	1	6,193	0	996	398	0	2,142	9,729	301
04/01/2025	2025	1	January	4	6	Saturday	1	9,083	0	1,461	583	1,704	4,736	17,568	172
05/01/2025	2025	1	January	5	7	Sunday	1	7,845	0	1,262	504	1,136	4,046	14,792	221
06/01/2025	2025	1	January	6	1	Monday	2	5,367	0	863	345	0	1,428	8,003	323
07/01/2025	2025	1	January	7	2	Tuesday	2	3,303	0	531	212	0	952	4,998	359
08/01/2025	2025	1	January	8	3	Wednesday	2	4,129	0	664	265	0	714	5,772	351
09/01/2025	2025	1	January	9	4	Thursday	2	5,367	0	863	345	0	952	7,527	337
10/01/2025	2025	1	January	10	5	Friday	2	6,193	0	996	398	0	2,142	9,729	302
11/01/2025	2025	1	January	11	6	Saturday	2	9,083	0	1,461	583	1,704	4,736	17,568	173
12/01/2025	2025	1	January	12	7	Sunday	2	7,845	0	1,262	504	1,136	4,046	14,792	222
13/01/2025	2025	1	January	13	1	Monday	3	5,367	0	863	345	0	1,428	8,003	324
14/01/2025	2025	1	January	14	2	Tuesday	3	3,303	0	531	212	0	952	4,998	360
15/01/2025	2025	1	January	15	3	Wednesday	3	4,129	0	664	265	0	714	5,772	352
16/01/2025	2025	1	January	16	4	Thursday	3	5,367	0	863	345	0	952	7,527	338
17/01/2025	2025	1	January	17	5	Friday	3	6,193	0	996	398	0	2,142	9,729	303
18/01/2025	2025	1	January	18	6	Saturday	3	9,083	0	1,461	583	1,704	4,736	17,568	174
19/01/2025	2025	1	January	19	7	Sunday	3	7,845	0	1,262	504	1,136	4,046	14,792	223
20/01/2025	2025	1	January	20	1	Monday	4	5,367	0	863	345	0	1,428	8,003	325
21/01/2025	2025	1	January	21	2	Tuesday	4	3,303	0	531	212	0	952	4,998	361
22/01/2025	2025	1	January	22	3	Wednesday	4	4,129	0	664	265	0	714	5,772	353
23/01/2025	2025	1	January	23	4	Thursday	4	5,367	0	863	345	0	952	7,527	339
24/01/2025	2025	1	January	24	5	Friday	4	6,193	0	996	398	0	2,142	9,729	304
25/01/2025	2025	1	January	25	6	Saturday	4	9,083	0	1,461	583	1,704	4,736	17,568	175
26/01/2025	2025	1	January	26	7	Sunday	4	7,845	0	1,262	504	1,136	4,046	14,792	224
27/01/2025	2025	1	January	27	1	Monday	5	5,367	0	863	345	0	1,428	8,003	326
28/01/2025	2025	1	January	28	2	Tuesday	5	3,303	0	531	212	0	952	4,998	362
29/01/2025	2025	1	January	29	3	Wednesday	5	4,129	0	664	265	0	714	5,772	354
30/01/2025	2025	1	January	30	4	Thursday	5	5,367	0	863	345	0	952	7,527	340
31/01/2025	2025	1	January	31	5	Friday	5	6,193	0	996	398	0	2,142	9,729	305
01/02/2025	2025	2	February	1	6	Saturday	5	13,723	0	1,927	881	2,343	4,736	23,610	101
02/02/2025	2025	2	February	2	7	Sunday	5	11,852	0	1,664	761	1,562	4,046	19,885	156
03/02/2025	2025	2	February	3	1	Monday	6	8,109	0	1,139	521	0	1,428	11,196	281
04/02/2025	2025	2	February	4	2	Tuesday	6	4,990	0	701	320	0	952	6,963	345
05/02/2025	2025	2	February	5	3	Wednesday	6	6,238	0	876	400	0	714	8,228	319
06/02/2025	2025	2	February	6	4	Thursday	6	8,109	0	1,139	521	0	952	10,720	285
07/02/2025	2025	2	February	7	5	Friday	6	9,357	0	1,314	601	0	2,142	13,413	256
08/02/2025	2025	2	February	8	6	Saturday	6	13,723	0	1,927	881	2,343	4,736	23,610	102
09/02/2025	2025	2	February	9	7	Sunday	6	11,852	0	1,664	761	1,562	4,046	19,885	157
10/02/2025	2025	2	February	10	1	Monday	7	8,109	0	1,139	521	0	1,428	11,196	282
11/02/2025	2025	2	February	11	2	Tuesday	7	4,990	0	701	320	0	952	6,963	346
12/02/2025	2025	2	February	12	3	Wednesday	7	6,238	0	876	400	0	714	8,228	320
13/02/2025	2025	2	February	13	4	Thursday	7	8,109	0	1,139	521	0	952	10,720	286
14/02/2025	2025	2	February	14	5	Friday	7	9,357	0	1,314	601	0	2,142	13,413	257
15/02/2025	2025	2	February	15	6	Saturday	7	13,723	0	1,927	881	2,343	4,736	23,610	103
16/02/2025	2025	2	February	16	7	Sunday	7	11,852	0	1,664	761	1,562	4,046	19,885	158
17/02/2025	2025	2	February	17	1	Monday	8	8,109	0	1,139	521	0	1,428	11,196	283
18/02/2025	2025	2	February	18	2	Tuesday	8	4,990	0	701	320	0	952	6,963	347
19/02/2025	2025	2	February	19	3	Wednesday	8	6,238	0	876	400	0	714	8,228	321
20/02/2025	2025	2	February	20	4	Thursday	8	8,109	0	1,139	521	0	952	10,720	287
21/02/2025	2025	2	February	21	5	Friday	8	9,357	0	1,314	601	0	2,142	13,413	258
22/02/2025	2025	2	February	22	6	Saturday	8	13,723	0	1,927	881	2,343	4,736	23,610	104
23/02/2025	2025	2	February	23	7	Sunday	8	11,852	0	1,664	761	1,562	4,046	19,885	159
24/02/2025	2025	2	February	24	1	Monday	9	8,109	0	1,139	521	0	1,428	11,196	284
25/02/2025	2025	2	February	25	2	Tuesday	9	4,990	0	701	320	0	952	6,963	348
26/02/2025	2025	2	February	26	3	Wednesday	9	6,238	0	876	400	0	714	8,228	322
27/02/2025	2025	2	February	27	4	Thursday	9	8,109	0	1,139	521	0	952	10,720	288
28/02/2025	2025	2	February	28	5	Friday	9	9,357	0	1,314	601	0	2,142	13,413	259
01/03/2025	2025	3	March	1	6	Saturday	9	14,721	0	2,165	945	2,727	4,760	25,318	84
02/03/2025	2025	3	March	2	7	Sunday	9	13,319	0	1,959	855	1,818	4,046	21,997	119
03/03/2025	2025	3	March	3	1	Monday	10	9,113	0	1,340	585	0	2,856	13,894	245
04/03/2025	2025	3	March	4	2	Tuesday	10	6,309	0	928	405	0	1,428	9,070	315
05/03/2025	2025	3	March	5	3	Wednesday	10	7,010	0	1,031	450	0	1,904	10,395	289
06/03/2025	2025	3	March	6	4	Thursday	10	9,113	0	1,340	585	0	2,142	13,180	260
07/03/2025	2025	3	March	7	5	Friday	10	10,515	0	1,547	675	0	2,856	15,593	213
08/03/2025	2025	3	March	8	6	Saturday	10	14,721	0	2,165	945	2,727	4,760	25,318	85
09/03/2025	2025	3	March	9	7	Sunday	10	13,319	0	1,959	855	1,818	4,046	21,997	120
10/03/2025	2025	3	March	10	1	Monday	11	9,113	0	1,340	585	0	2,856	13,894	246
11/03/2025	2025	3	March	11	2	Tuesday	11	6,309	0	928	405	0	1,428	9,070	316
12/03/2025	2025	3	March	12	3	Wednesday	11	7,010	0	1,031	450	0	1,904	10,395	290
13/03/2025	2025	3	March	13	4	Thursday	11	9,113	0	1,340	585	0	2,142	13,180	261
14/03/2025	2025	3	March	14	5	Friday	11	10,515	0	1,547	675	0	2,856	15,593	214
15/03/2025	2025	3	March	15	6	Saturday	11	14,721	0	2,165	945	2,727	4,760	25,318	86
16/03/2025	2025	3	March	16	7	Sunday	11	13,319	0	1,959	855	1,818	4,046	21,997	121
17/03/2025	2025	3	March	17	1	Monday	12	9,113	0	1,340	585	0	2,856	13,894	247
18/03/2025	2025	3	March	18	2	Tuesday	12	6,309	0	928	405	0	1,428	9,070	317
19/03/2025	2025	3	March	19	3	Wednesday	12	7,010	0	1,031	450	0	1,904	10,395	291
20/03/2025	2025	3	March	20	4	Thursday	12	9,113	0	1,340	585	0	2,142	13,180	262
21/03/2025	2025	3	March	21	5	Friday	12	10,515	0	1,547	675	0	2,856	15,593	215
22/03/2025	2025	3	March	22	6	Saturday	12	14,721	0	2,165	945	2,727	4,760	25,318	87
23/03/2025	2025	3	March	23	7	Sunday	12	13,319	0	1,959	855	1,818	4,046	21,997	122
24/03/2025	2025	3	March	24	1	Monday	13	9,113	0	1,340	585	0	2,856	13,894	248
25/03/2025	2025	3	March	25	2	Tuesday	13	6,309	0	928	405	0	1,428	9,070	318
26/03/2025	2025	3	March	26	3	Wednesday	13	7,010	0	1,031	450	0	1,904	10,395	292
27/03/2025	2025	3	March	27	4	Thursday	13	9,113	0	1,340	585	0	2,142	13,180	263
28/03/2025	2025	3	March	28	5	Friday	13	10,515	0	1,547	675	0	2,856	15,593	216
29/03/2025	2025	3	March	29	6	Saturday	13	14,721	0	2,165	945	2,727	4,760	25,318	88
30/03/2025	2025	3	March	30	7	Sunday	13	13,319	0	1,959	855	1,818	4,046	21,997	123
31/03/2025	2025	3	March	31	1	Monday	14	9,113	0	1,340	585	0	2,856	13,894	249
01/04/2025	2025	4	April	1	2	Tuesday									

06/05/2025	2025	5 May	6	2 Tuesday	19	6,970	0	1,153	447	109	1,428	10,108	293
07/05/2025	2025	5 May	7	3 Wednesday	19	8,016	0	1,326	515	109	1,904	11,870	272
08/05/2025	2025	5 May	8	4 Thursday	19	9,410	0	1,557	604	109	2,142	13,822	251
09/05/2025	2025	5 May	9	5 Friday	19	10,804	0	1,788	693	219	2,856	16,360	196
10/05/2025	2025	5 May	10	6 Saturday	19	12,895	0	2,134	828	1,971	4,760	22,587	115
11/05/2025	2025	5 May	11	7 Sunday	19	12,198	0	2,018	783	1,752	4,046	20,797	148
12/05/2025	2025	5 May	12	1 Monday	20	9,410	0	1,557	604	109	2,856	14,536	228
13/05/2025	2025	5 May	13	2 Tuesday	20	6,970	0	1,153	447	109	1,428	10,108	294
14/05/2025	2025	5 May	14	3 Wednesday	20	8,016	0	1,326	515	109	1,904	11,870	273
15/05/2025	2025	5 May	15	4 Thursday	20	9,410	0	1,557	604	109	2,142	13,822	252
16/05/2025	2025	5 May	16	5 Friday	20	10,804	0	1,788	693	219	2,856	16,360	197
17/05/2025	2025	5 May	17	6 Saturday	20	12,895	0	2,134	828	1,971	4,760	22,587	116
18/05/2025	2025	5 May	18	7 Sunday	20	12,198	0	2,018	783	1,752	4,046	20,797	149
19/05/2025	2025	5 May	19	1 Monday	21	9,410	0	1,557	604	109	2,856	14,536	229
20/05/2025	2025	5 May	20	2 Tuesday	21	6,970	0	1,153	447	109	1,428	10,108	295
21/05/2025	2025	5 May	21	3 Wednesday	21	8,016	0	1,326	515	109	1,904	11,870	274
22/05/2025	2025	5 May	22	4 Thursday	21	9,410	0	1,557	604	109	2,142	13,822	253
23/05/2025	2025	5 May	23	5 Friday	21	10,804	0	1,788	693	219	2,856	16,360	198
24/05/2025	2025	5 May	24	6 Saturday	21	12,895	0	2,134	828	1,971	4,760	22,587	117
25/05/2025	2025	5 May	25	7 Sunday	21	12,198	0	2,018	783	1,752	4,046	20,797	150
26/05/2025	2025	5 May	26	1 Monday	22	12,232	0	2,024	785	142	2,856	18,040	171
27/05/2025	2025	5 May	27	2 Tuesday	22	6,970	0	1,153	447	109	1,428	10,108	296
28/05/2025	2025	5 May	28	3 Wednesday	22	8,016	0	1,326	515	109	1,904	11,870	275
29/05/2025	2025	5 May	29	4 Thursday	22	9,410	0	1,557	604	109	2,142	13,822	254
30/05/2025	2025	5 May	30	5 Friday	22	10,804	0	1,788	693	219	2,856	16,360	199
31/05/2025	2025	5 May	31	6 Saturday	22	12,895	0	2,134	828	1,971	4,760	22,587	118
01/06/2025	2025	6 June	1	7 Sunday	22	18,420	0	2,371	1,182	2,567	4,284	28,824	54
02/06/2025	2025	6 June	2	1 Monday	23	14,210	0	1,829	912	160	3,570	20,681	151
03/06/2025	2025	6 June	3	2 Tuesday	23	10,526	0	1,355	676	160	3,332	16,048	200
04/06/2025	2025	6 June	4	3 Wednesday	23	12,104	0	1,558	777	160	2,856	17,456	176
05/06/2025	2025	6 June	5	4 Thursday	23	14,210	0	1,829	912	160	3,808	20,919	143
06/06/2025	2025	6 June	6	5 Friday	23	16,315	0	2,100	1,047	321	4,046	23,828	97
07/06/2025	2025	6 June	7	6 Saturday	23	19,472	0	2,506	1,250	2,888	4,760	30,877	32
08/06/2025	2025	6 June	8	7 Sunday	23	18,420	0	2,371	1,182	2,567	4,284	28,824	55
09/06/2025	2025	6 June	9	1 Monday	24	14,210	0	1,829	912	160	3,570	20,681	152
10/06/2025	2025	6 June	10	2 Tuesday	24	10,526	0	1,355	676	160	3,332	16,048	201
11/06/2025	2025	6 June	11	3 Wednesday	24	12,104	0	1,558	777	160	2,856	17,456	177
12/06/2025	2025	6 June	12	4 Thursday	24	14,210	0	1,829	912	160	3,808	20,919	144
13/06/2025	2025	6 June	13	5 Friday	24	16,315	0	2,100	1,047	321	4,046	23,828	98
14/06/2025	2025	6 June	14	6 Saturday	24	19,472	0	2,506	1,250	2,888	4,760	30,877	33
15/06/2025	2025	6 June	15	7 Sunday	24	18,420	0	2,371	1,182	2,567	4,284	28,824	56
16/06/2025	2025	6 June	16	1 Monday	25	14,210	0	1,829	912	160	3,570	20,681	153
17/06/2025	2025	6 June	17	2 Tuesday	25	10,526	0	1,355	676	160	3,332	16,048	202
18/06/2025	2025	6 June	18	3 Wednesday	25	12,104	0	1,558	777	160	2,856	17,456	178
19/06/2025	2025	6 June	19	4 Thursday	25	14,210	0	1,829	912	160	3,808	20,919	145
20/06/2025	2025	6 June	20	5 Friday	25	16,315	0	2,100	1,047	321	4,046	23,828	99
21/06/2025	2025	6 June	21	6 Saturday	25	19,472	0	2,506	1,250	2,888	4,760	30,877	34
22/06/2025	2025	6 June	22	7 Sunday	25	18,420	0	2,371	1,182	2,567	4,284	28,824	57
23/06/2025	2025	6 June	23	1 Monday	26	14,210	0	1,829	912	160	3,570	20,681	154
24/06/2025	2025	6 June	24	2 Tuesday	26	10,526	0	1,355	676	160	3,332	16,048	203
25/06/2025	2025	6 June	25	3 Wednesday	26	12,104	0	1,558	777	160	2,856	17,456	179
26/06/2025	2025	6 June	26	4 Thursday	26	14,210	0	1,829	912	160	3,808	20,919	146
27/06/2025	2025	6 June	27	5 Friday	26	16,315	0	2,100	1,047	321	4,046	23,828	100
28/06/2025	2025	6 June	28	6 Saturday	26	19,472	0	2,506	1,250	2,888	4,760	30,877	35
29/06/2025	2025	6 June	29	7 Sunday	26	18,420	0	2,371	1,182	2,567	4,284	28,824	58
30/06/2025	2025	6 June	30	1 Monday	27	14,210	0	1,829	912	160	3,570	20,681	155
01/07/2025	2025	7 July	1	2 Tuesday	27	16,369	0	1,685	1,051	445	4,046	23,596	105
02/07/2025	2025	7 July	2	3 Wednesday	27	18,707	0	1,926	1,201	445	3,808	26,087	75
03/07/2025	2025	7 July	3	4 Thursday	27	21,825	0	2,247	1,401	445	4,284	30,202	41
04/07/2025	2025	7 July	4	5 Friday	27	24,943	0	2,568	1,601	445	4,522	34,079	19
05/07/2025	2025	7 July	5	6 Saturday	27	27,281	0	2,809	1,751	3,559	4,760	40,160	1
06/07/2025	2025	7 July	6	7 Sunday	27	25,723	0	2,648	1,651	3,114	4,284	37,420	10
07/07/2025	2025	7 July	7	1 Monday	28	21,046	0	2,167	1,351	445	4,284	29,292	46
08/07/2025	2025	7 July	8	2 Tuesday	28	16,369	0	1,685	1,051	445	4,046	23,596	106
09/07/2025	2025	7 July	9	3 Wednesday	28	18,707	0	1,926	1,201	445	3,808	26,087	76
10/07/2025	2025	7 July	10	4 Thursday	28	21,825	0	2,247	1,401	445	4,284	30,202	42
11/07/2025	2025	7 July	11	5 Friday	28	24,943	0	2,568	1,601	445	4,522	34,079	20
12/07/2025	2025	7 July	12	6 Saturday	28	27,281	0	2,809	1,751	3,559	4,760	40,160	2
13/07/2025	2025	7 July	13	7 Sunday	28	25,723	0	2,648	1,651	3,114	4,284	37,420	11
14/07/2025	2025	7 July	14	1 Monday	29	21,046	0	2,167	1,351	445	4,284	29,292	47
15/07/2025	2025	7 July	15	2 Tuesday	29	16,369	0	1,685	1,051	445	4,046	23,596	107
16/07/2025	2025	7 July	16	3 Wednesday	29	18,707	0	1,926	1,201	445	3,808	26,087	77
17/07/2025	2025	7 July	17	4 Thursday	29	21,825	0	2,247	1,401	445	4,284	30,202	43
18/07/2025	2025	7 July	18	5 Friday	29	24,943	0	2,568	1,601	445	4,522	34,079	21
19/07/2025	2025	7 July	19	6 Saturday	29	27,281	0	2,809	1,751	3,559	4,760	40,160	3
20/07/2025	2025	7 July	20	7 Sunday	29	25,723	0	2,648	1,651	3,114	4,284	37,420	12
21/07/2025	2025	7 July	21	1 Monday	30	21,046	0	2,167	1,351	445	4,284	29,292	48
22/07/2025	2025	7 July	22	2 Tuesday	30	16,369	0	1,685	1,051	445	4,046	23,596	108
23/07/2025	2025	7 July	23	3 Wednesday	30	18,707	0	1,926	1,201	445	3,808	26,087	78
24/07/2025	2025	7 July	24	4 Thursday	30	21,825	0	2,247	1,401	445	4,284	30,202	44
25/07/2025	2025	7 July	25	5 Friday	30	24,943	0	2,568	1,601	445	4,522	34,079	22
26/07/2025	2025	7 July	26	6 Saturday	30	27,281	0	2,809	1,751	3,559	4,760	40,160	4
27/07/2025	2025	7 July	27	7 Sunday	30	25,723	0	2,648	1,651	3,114	4,284	37,420	13
28/07/2025	2025	7 July	28	1 Monday	31	21,046	0	2,167	1,351	445	4,284	29,292	49
29/07/2025	2025	7 July	29	2 Tuesday	31	16,369	0	1,685	1,051	445	4,046	23,596	109
30/07/2025	2025	7 July	30	3 Wednesday	31	18,707	0	1,926	1,201	445	3,808	26,087	79
31/07/2025	2025	7 July	31	4 Thursday	31	21,825	0	2,247	1,401	445	4,284	30,202	45
01/08/2025	2025	8 August	1	5 Friday	31	21,581	0	2,469	1,385	369	4,522	30,326	36
02/08/2025	2025	8 August	2	6 Saturday	31	23,604	0	2,700	1,515	2,949	4,760	35,529	14
03/08/2025	2025	8 August	3	7 Sunday	31	22,255	0	2,546	1,429	2,581	4,284	33,095	26
04/08/2025	2025	8 August	4	1 Monday	32	18,209	0	2,083	1,169	369	4,284	26,114	72
05/08/2025	2025	8 August	5	2 Tuesday	32	14,163	0	1,620	909	369	4,046	21,107	139
06/08/2025	2025	8 August	6	3 Wednesday	32	16,186	0	1,852	1,039	369	3,808	23,253	110
07/08/2025	2025	8 August	7	4 Thursday	32	18,883	0	2,160	1,212	369	4,284	26,908	64
08/08/2025	2025	8 August	8	5 Friday	32	21,581	0	2,469	1,385	369	4,522	30,326	37
09/08/2025	2025	8 August											

20/08/2025	2025	8 August	20	3 Wednesday	34	16,186	0	1,852	1,039	369	3,808	23,253	112
21/08/2025	2025	8 August	21	4 Thursday	34	18,883	0	2,160	1,212	369	4,284	26,908	66
22/08/2025	2025	8 August	22	5 Friday	34	21,581	0	2,469	1,385	369	4,522	30,326	39
23/08/2025	2025	8 August	23	6 Saturday	34	23,604	0	2,700	1,515	2,949	4,760	35,529	17
24/08/2025	2025	8 August	24	7 Sunday	34	22,255	0	2,546	1,429	2,581	4,284	33,095	29
25/08/2025	2025	8 August	25	1 Monday	35	23,672	0	2,708	1,520	479	4,284	32,663	31
26/08/2025	2025	8 August	26	2 Tuesday	35	14,163	0	1,620	909	369	4,046	21,107	142
27/08/2025	2025	8 August	27	3 Wednesday	35	16,186	0	1,852	1,039	369	3,808	23,253	113
28/08/2025	2025	8 August	28	4 Thursday	35	18,883	0	2,160	1,212	369	4,284	26,908	67
29/08/2025	2025	8 August	29	5 Friday	35	21,581	0	2,469	1,385	369	4,522	30,326	40
30/08/2025	2025	8 August	30	6 Saturday	35	23,604	0	2,700	1,515	2,949	4,760	35,529	18
31/08/2025	2025	8 August	31	7 Sunday	35	22,255	0	2,546	1,429	2,581	4,284	33,095	30
01/09/2025	2025	9 September	1	1 Monday	36	13,015	0	1,675	835	158	3,094	18,777	160
02/09/2025	2025	9 September	2	2 Tuesday	36	9,641	0	1,241	619	158	2,618	14,276	230
03/09/2025	2025	9 September	3	3 Wednesday	36	11,087	0	1,427	712	158	2,380	15,763	209
04/09/2025	2025	9 September	4	4 Thursday	36	13,015	0	1,675	835	158	3,094	18,777	161
05/09/2025	2025	9 September	5	5 Friday	36	14,943	0	1,923	959	316	3,570	21,711	128
06/09/2025	2025	9 September	6	6 Saturday	36	17,835	0	2,295	1,145	2,840	4,760	28,876	50
07/09/2025	2025	9 September	7	7 Sunday	36	16,871	0	2,171	1,083	2,525	3,808	26,458	68
08/09/2025	2025	9 September	8	1 Monday	37	13,015	0	1,675	835	158	3,094	18,777	162
09/09/2025	2025	9 September	9	2 Tuesday	37	9,641	0	1,241	619	158	2,618	14,276	231
10/09/2025	2025	9 September	10	3 Wednesday	37	11,087	0	1,427	712	158	2,380	15,763	210
11/09/2025	2025	9 September	11	4 Thursday	37	13,015	0	1,675	835	158	3,094	18,777	163
12/09/2025	2025	9 September	12	5 Friday	37	14,943	0	1,923	959	316	3,570	21,711	129
13/09/2025	2025	9 September	13	6 Saturday	37	17,835	0	2,295	1,145	2,840	4,760	28,876	51
14/09/2025	2025	9 September	14	7 Sunday	37	16,871	0	2,171	1,083	2,525	3,808	26,458	69
15/09/2025	2025	9 September	15	1 Monday	38	13,015	0	1,675	835	158	3,094	18,777	164
16/09/2025	2025	9 September	16	2 Tuesday	38	9,641	0	1,241	619	158	2,618	14,276	232
17/09/2025	2025	9 September	17	3 Wednesday	38	11,087	0	1,427	712	158	2,380	15,763	211
18/09/2025	2025	9 September	18	4 Thursday	38	13,015	0	1,675	835	158	3,094	18,777	165
19/09/2025	2025	9 September	19	5 Friday	38	14,943	0	1,923	959	316	3,570	21,711	130
20/09/2025	2025	9 September	20	6 Saturday	38	17,835	0	2,295	1,145	2,840	4,760	28,876	52
21/09/2025	2025	9 September	21	7 Sunday	38	16,871	0	2,171	1,083	2,525	3,808	26,458	70
22/09/2025	2025	9 September	22	1 Monday	39	13,015	0	1,675	835	158	3,094	18,777	166
23/09/2025	2025	9 September	23	2 Tuesday	39	9,641	0	1,241	619	158	2,618	14,276	233
24/09/2025	2025	9 September	24	3 Wednesday	39	11,087	0	1,427	712	158	2,380	15,763	212
25/09/2025	2025	9 September	25	4 Thursday	39	13,015	0	1,675	835	158	3,094	18,777	167
26/09/2025	2025	9 September	26	5 Friday	39	14,943	0	1,923	959	316	3,570	21,711	131
27/09/2025	2025	9 September	27	6 Saturday	39	17,835	0	2,295	1,145	2,840	4,760	28,876	53
28/09/2025	2025	9 September	28	7 Sunday	39	16,871	0	2,171	1,083	2,525	3,808	26,458	71
29/09/2025	2025	9 September	29	1 Monday	40	13,015	0	1,675	835	158	3,094	18,777	168
30/09/2025	2025	9 September	30	2 Tuesday	40	9,641	0	1,241	619	158	2,618	14,276	234
01/10/2025	2025	10 October	1	3 Wednesday	40	7,768	0	1,066	499	0	1,904	11,237	276
02/10/2025	2025	10 October	2	4 Thursday	40	10,098	0	1,386	648	0	2,142	14,275	235
03/10/2025	2025	10 October	3	5 Friday	40	11,652	0	1,600	748	0	2,856	16,856	185
04/10/2025	2025	10 October	4	6 Saturday	40	16,313	0	2,239	1,047	4,047	4,760	28,407	59
05/10/2025	2025	10 October	5	7 Sunday	40	14,759	0	2,026	947	2,698	4,046	24,477	92
06/10/2025	2025	10 October	6	1 Monday	41	10,098	0	1,386	648	0	2,856	14,989	217
07/10/2025	2025	10 October	7	2 Tuesday	41	6,991	0	960	449	0	1,428	9,828	297
08/10/2025	2025	10 October	8	3 Wednesday	41	7,768	0	1,066	499	0	1,904	11,237	277
09/10/2025	2025	10 October	9	4 Thursday	41	10,098	0	1,386	648	0	2,142	14,275	236
10/10/2025	2025	10 October	10	5 Friday	41	11,652	0	1,600	748	0	2,856	16,856	186
11/10/2025	2025	10 October	11	6 Saturday	41	16,313	0	2,239	1,047	4,047	4,760	28,407	60
12/10/2025	2025	10 October	12	7 Sunday	41	14,759	0	2,026	947	2,698	4,046	24,477	93
13/10/2025	2025	10 October	13	1 Monday	42	10,098	0	1,386	648	0	2,856	14,989	218
14/10/2025	2025	10 October	14	2 Tuesday	42	6,991	0	960	449	0	1,428	9,828	298
15/10/2025	2025	10 October	15	3 Wednesday	42	7,768	0	1,066	499	0	1,904	11,237	278
16/10/2025	2025	10 October	16	4 Thursday	42	10,098	0	1,386	648	0	2,142	14,275	237
17/10/2025	2025	10 October	17	5 Friday	42	11,652	0	1,600	748	0	2,856	16,856	187
18/10/2025	2025	10 October	18	6 Saturday	42	16,313	0	2,239	1,047	4,047	4,760	28,407	61
19/10/2025	2025	10 October	19	7 Sunday	42	14,759	0	2,026	947	2,698	4,046	24,477	94
20/10/2025	2025	10 October	20	1 Monday	43	10,098	0	1,386	648	0	2,856	14,989	219
21/10/2025	2025	10 October	21	2 Tuesday	43	6,991	0	960	449	0	1,428	9,828	299
22/10/2025	2025	10 October	22	3 Wednesday	43	7,768	0	1,066	499	0	1,904	11,237	279
23/10/2025	2025	10 October	23	4 Thursday	43	10,098	0	1,386	648	0	2,142	14,275	238
24/10/2025	2025	10 October	24	5 Friday	43	11,652	0	1,600	748	0	2,856	16,856	188
25/10/2025	2025	10 October	25	6 Saturday	43	16,313	0	2,239	1,047	4,047	4,760	28,407	62
26/10/2025	2025	10 October	26	7 Sunday	43	14,759	0	2,026	947	2,698	4,046	24,477	95
27/10/2025	2025	10 October	27	1 Monday	44	10,098	0	1,386	648	0	2,856	14,989	220
28/10/2025	2025	10 October	28	2 Tuesday	44	6,991	0	960	449	0	1,428	9,828	300
29/10/2025	2025	10 October	29	3 Wednesday	44	7,768	0	1,066	499	0	1,904	11,237	280
30/10/2025	2025	10 October	30	4 Thursday	44	10,098	0	1,386	648	0	2,142	14,275	239
31/10/2025	2025	10 October	31	5 Friday	44	11,652	0	1,600	748	0	2,856	16,856	189
01/11/2025	2025	11 November	1	6 Saturday	44	9,034	0	1,163	580	1,363	4,736	16,876	180
02/11/2025	2025	11 November	2	7 Sunday	44	7,802	0	1,004	501	909	4,046	14,262	240
03/11/2025	2025	11 November	3	1 Monday	45	5,338	0	687	343	0	1,428	7,796	327
04/11/2025	2025	11 November	4	2 Tuesday	45	3,285	0	423	211	0	952	4,871	363
05/11/2025	2025	11 November	5	3 Wednesday	45	4,312	0	555	277	0	714	5,857	350
06/11/2025	2025	11 November	6	4 Thursday	45	5,338	0	687	343	0	952	7,320	341
07/11/2025	2025	11 November	7	5 Friday	45	6,160	0	793	395	0	2,142	9,490	311
08/11/2025	2025	11 November	8	6 Saturday	45	9,034	0	1,163	580	1,363	4,736	16,876	181
09/11/2025	2025	11 November	9	7 Sunday	45	7,802	0	1,004	501	909	4,046	14,262	241
10/11/2025	2025	11 November	10	1 Monday	46	5,338	0	687	343	0	1,428	7,796	328
11/11/2025	2025	11 November	11	2 Tuesday	46	3,449	0	444	221	0	952	5,067	358
12/11/2025	2025	11 November	12	3 Wednesday	46	4,106	0	528	264	0	714	5,612	355
13/11/2025	2025	11 November	13	4 Thursday	46	5,338	0	687	343	0	952	7,320	342
14/11/2025	2025	11 November	14	5 Friday	46	6,160	0	793	395	0	2,142	9,490	312
15/11/2025	2025	11 November	15	6 Saturday	46	9,034	0	1,163	580	1,363	4,736	16,876	182
16/11/2025	2025	11 November	16	7 Sunday	46	7,802	0	1,004	501	909	4,046	14,262	242
17/11/2025	2025	11 November	17	1 Monday	47	5,338	0	687	343	0	1,428	7,796	329
18/11/2025	2025	11 November	18	2 Tuesday	47	3,285	0	423	211	0	952	4,871	364
19/11/2025	2025	11 November	19	3 Wednesday	47	4,106	0	528	264	0	714	5,612	356
20/11/2025	2025	11 November	20	4 Thursday	47	5,338	0	687	343	0	952	7,320	343
21/11/2025	2025	11 November	21	5 Friday	47	6,160	0	793	395	0	2,142	9,490	313
22/11/2025	2025	11 November	22	6 Saturday	47	9,034	0	1,163	580	1,363	4,736	16,876	183
23/11/2025	2025	11 November	23	7 Sunday	47	7,802	0	1,004	501	909	4,046	14,262	243
24/11/2025	2025	11 November	24	1 Monday	48								

